

	1	2	3	4	5	6	7	8																																																																																		
A	THIS DRAWING AND SPECIFICATIONS, HEREIN, ARE THE PROPERTY OF INVENTEC CORPORATION AND SHALL NOT BE REPRODUCED, COPIED, OR USED IN WHOLE OR IN PART AS THE BASIS FOR THE MANUFACTURE OR SALE OF ITEMS WITHOUT WRITTEN PERMISSION, INVENTEC CORPORATION 2010 ALL RIGHT RESERVED								A																																																																																	
B	HSF Property : <b>Halogen-Free</b>								B																																																																																	
C	<div>JOURNEY PV BUILD 2010.10.28</div>								C																																																																																	
D									D																																																																																	
E									E																																																																																	
F									F																																																																																	
	<table><tr><td></td><td></td><td></td></tr><tr><td></td><td></td><td></td></tr><tr><td></td><td></td><td></td></tr><tr><td></td><td></td><td></td></tr><tr><td></td><td></td><td></td></tr><tr><td></td><td></td><td></td></tr><tr><td></td><td></td><td></td></tr><tr><td></td><td></td><td></td></tr><tr><td>DATE</td><td>CHANGE NO.</td><td>REV</td></tr></table>																									DATE	CHANGE NO.	REV			<table><tr><td>DRAWER</td><td>EE</td><td>DATE</td><td>POWER</td><td>DATE</td></tr><tr><td>DESIGN</td><td></td><td></td><td></td><td></td></tr><tr><td>CHECK</td><td></td><td></td><td></td><td></td></tr><tr><td>RESPONSIBLE</td><td></td><td></td><td></td><td></td></tr><tr><td>SIZE =</td><td colspan="3">3</td><td>VER :</td></tr><tr><td>FILE NAME :</td><td colspan="4">XXXX-XXXXXX-XX</td></tr><tr><td>P/N</td><td colspan="4">XXXXXXXXXXXX</td></tr></table>	DRAWER	EE	DATE	POWER	DATE	DESIGN					CHECK					RESPONSIBLE					SIZE =	3			VER :	FILE NAME :	XXXX-XXXXXX-XX				P/N	XXXXXXXXXXXX						<table><tr><td colspan="4"><b>INVENTEC</b></td></tr><tr><td colspan="4">TITLE JOURNEY</td></tr><tr><td>SIZE</td><td>CODE</td><td>DOC. NUMBER</td><td>REV</td></tr><tr><td>A3</td><td>CS</td><td>310A2406601-0-MTR</td><td>A01</td></tr><tr><td colspan="2">SHEET</td><td>1</td><td>OF 60</td></tr></table>	<b>INVENTEC</b>				TITLE JOURNEY				SIZE	CODE	DOC. NUMBER	REV	A3	CS	310A2406601-0-MTR	A01	SHEET		1	OF 60	
DATE	CHANGE NO.	REV																																																																																								
DRAWER	EE	DATE	POWER	DATE																																																																																						
DESIGN																																																																																										
CHECK																																																																																										
RESPONSIBLE																																																																																										
SIZE =	3			VER :																																																																																						
FILE NAME :	XXXX-XXXXXX-XX																																																																																									
P/N	XXXXXXXXXXXX																																																																																									
<b>INVENTEC</b>																																																																																										
TITLE JOURNEY																																																																																										
SIZE	CODE	DOC. NUMBER	REV																																																																																							
A3	CS	310A2406601-0-MTR	A01																																																																																							
SHEET		1	OF 60																																																																																							
	1	2	3	4	5	6	7	8																																																																																		

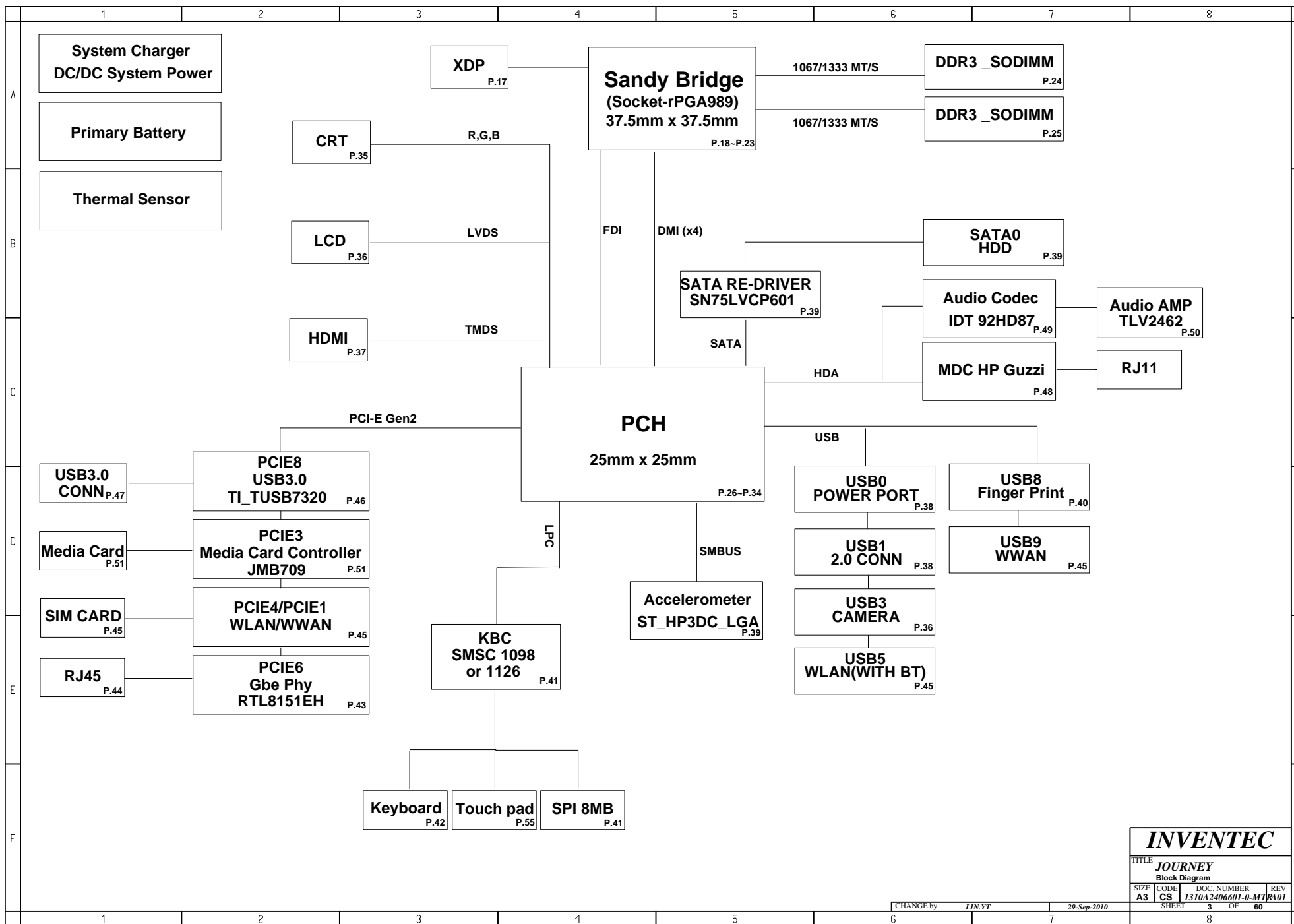
# TABLE OF CONTENTS

5- DC& BATTERY CHARGER	26- PCH1	55- DB CONN TP&Launch&Power
6- SELECT & BATTERY CONN	27- PCH2	56- DB-POWER BOARD
7- SYSTEM POWER(3V/5V)	28- PCH3	57- DB PICK BOARD
8- SYSTEM POWER(+V1.5/+V0.75S)	29- PCH4	58- DB LAUNCH BOARD
9- POWER(+V1.8S)	30- PCH5	59- BLANK
10- SYSTEM POWER(+VCCP)	31- PCH6	60- TPM
11- CPU POWER(+V0.85S)	32- PCH7-POWER	
12- CPU POWER(+VCC_CORE)	33- PCH8-POWER	
13- CPU POWER(+VGFX)	34- PCH9	
14- POWER(SLEEP)	35- CRT	
15- POWER(SEQUENCE)	36- LCD & WEBCAM	
16- FAN & THERMAL	37- HDMI CONN	
17- XDP CONN	38- USB 2.0 Power port & USB 2.0 CONN	
18- SANDY BRIDGE1	39- SATA CONN & G-SENSOR	
19- SANDY BRIDGE2	40-FINGER PRINTER CNTR	
20- SANDY BRIDGE4	41- KBC / SPI	
21- SANDY BRIDGE3	42- Keyboard/ Point Stick	
22- SANDY BRIDGE5	43- LAN INTERFACE	
23- SANDY BRIDGE6	44- LAN RJ45 CNTR	
24- DDR3-DIMM0	45- WWAN/WLAN/SIM	
25- DDR3-DIMM1	46- USB3.0 CONTROLLER	
	47- USB3.0 CONN	
	48- MDC	
	49- CODEC	
	50- MIC & Hearphone JACK	
	51- CARD READER	
	52- POWER / BATTERY / Wireless LED	
	53- STITCHING CAPS(EMI)	
	54- SCREW	

**INVENTEC**

TITLE <b>JOURNEY</b> Index			
SIZE <b>A3</b>	CODE <b>CS</b>	DOC. NUMBER <b>1310A2406601-0-MT</b>	REV <b>R01</b>
SHEET <b>2</b>		OF <b>60</b>	

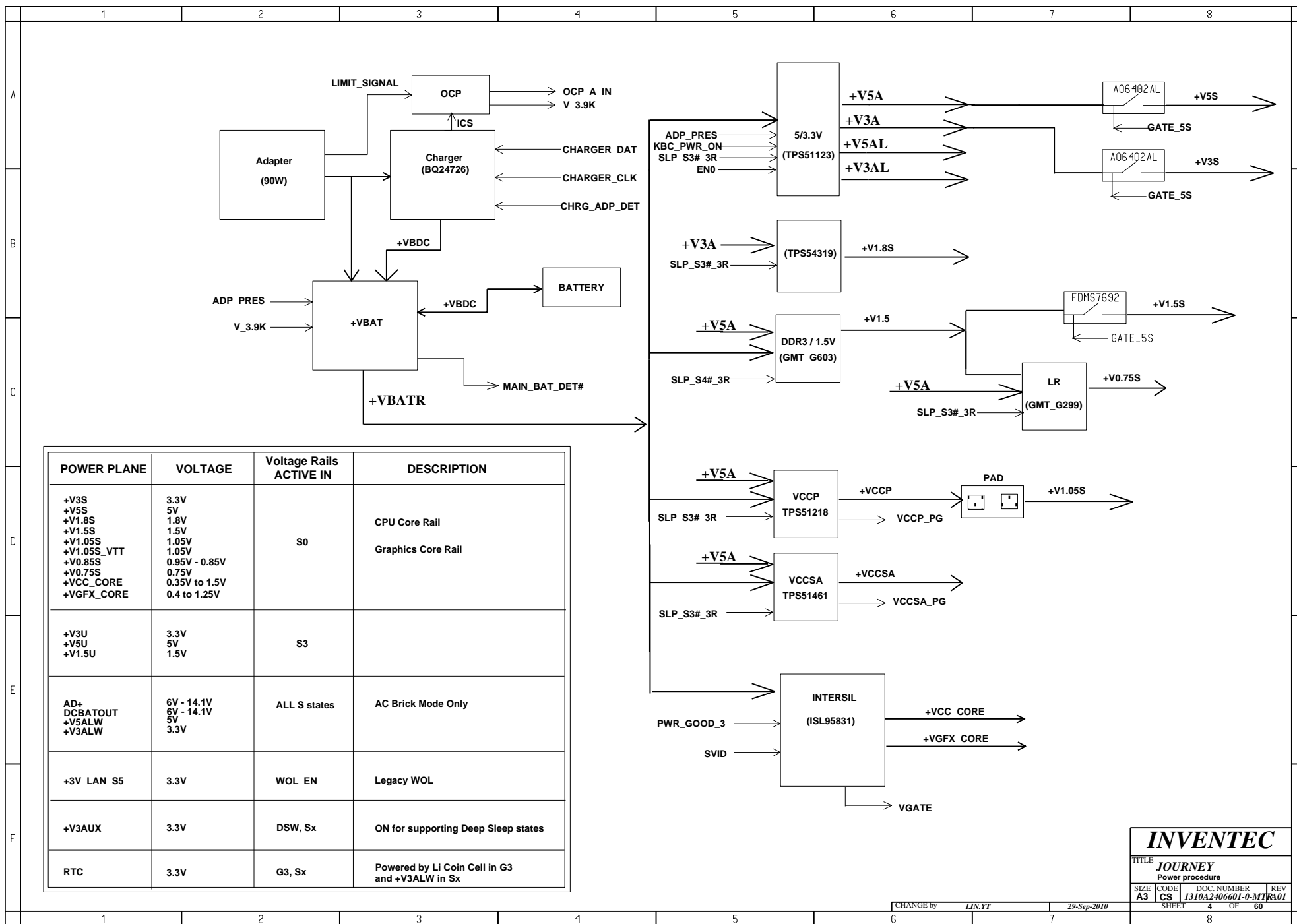
CHANGE by **LIN.YT** 29-Sep-2010



**INVENTEC**

TITLE <b>JOURNEY</b> Block Diagram			
SIZE <b>A3</b>	CODE <b>CS</b>	DOC. NUMBER <b>1310A2406601-0-MT</b>	REV <b>R01</b>
SHEET <b>3</b>		OF <b>60</b>	

CHANGE by **LJN.YT** 29-Sep-2010



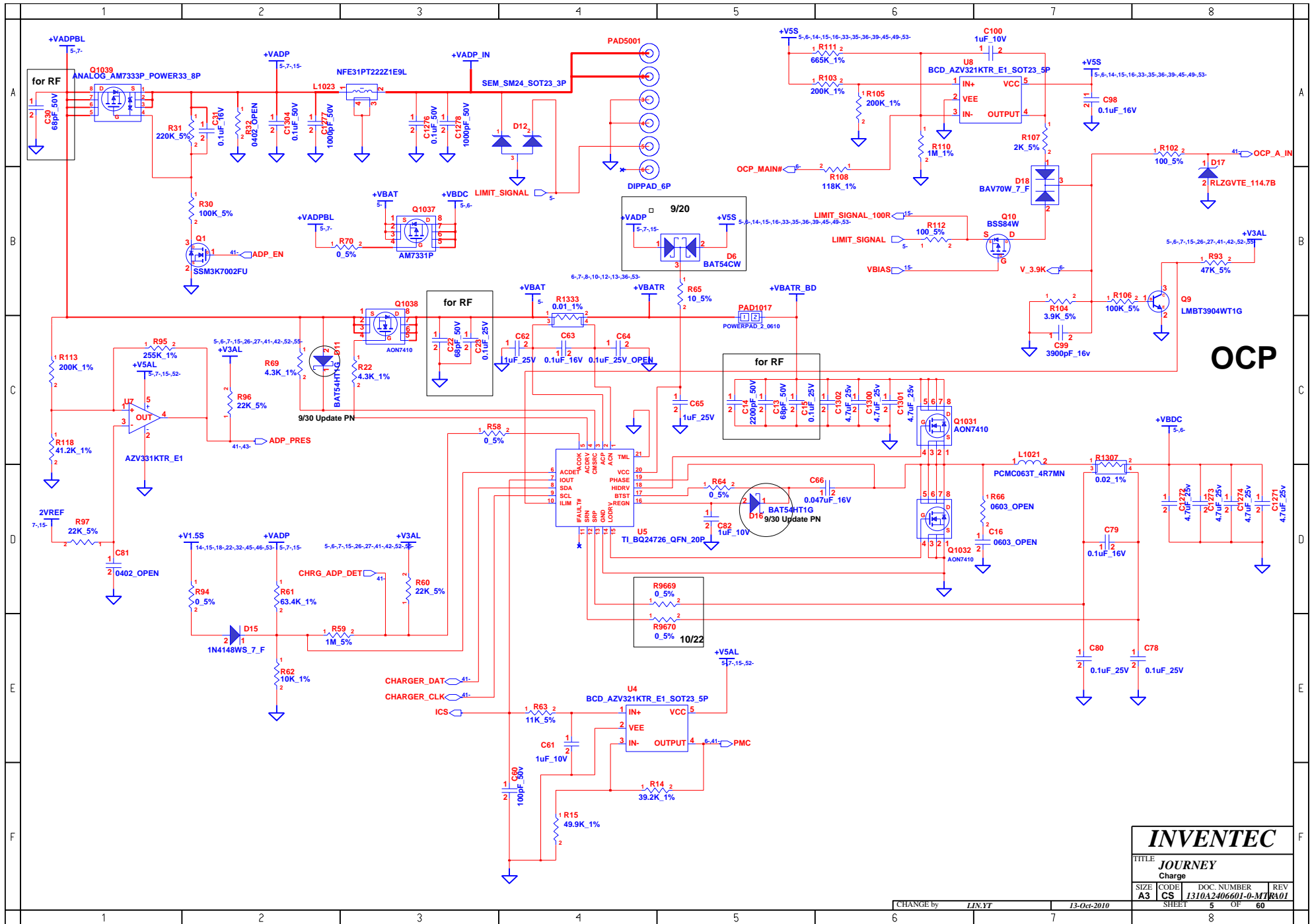
**INVENTEC**

TITLE: **JOURNEY**  
Power procedure

SIZE: **A3** CODE: **CS** DOC. NUMBER: **1310A2406601-0-MT** REV: **R01**

CHANGE by: **LIN.YT** 29-Sep-2010

SHEET: **4** OF **60**



7.2A

Battery CONN

9/16 Update PN & Pin define

Turbo Boost

INVENTEC

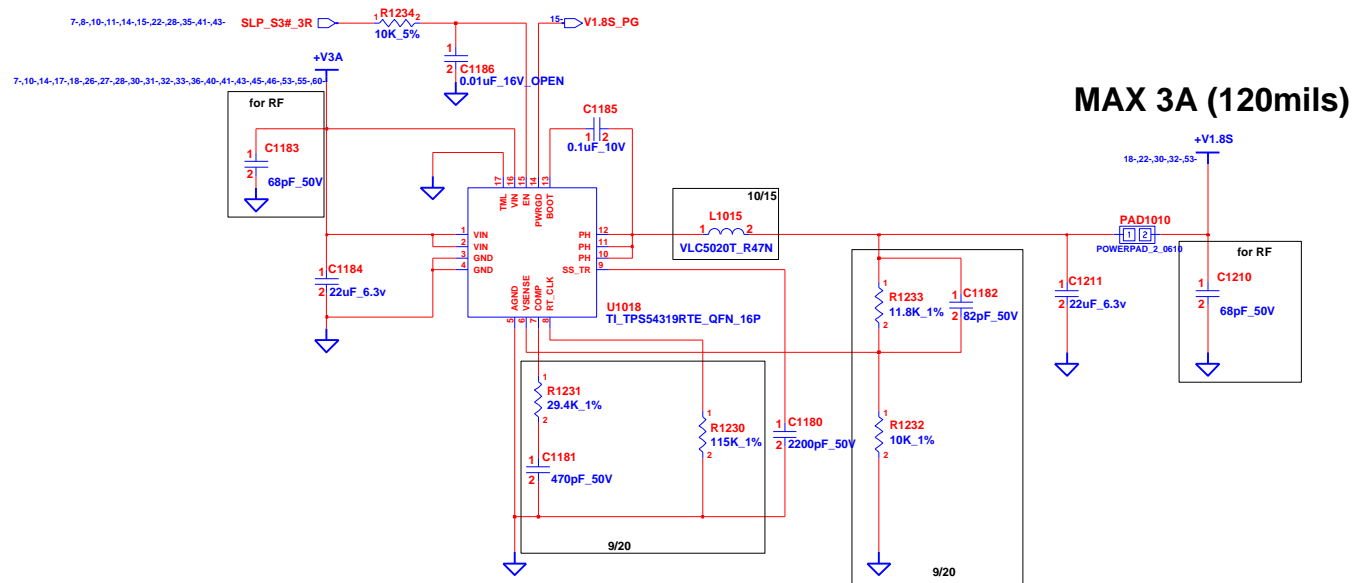
TITLE: JOURNEY			
SELECT & BATTERY CONN			
SIZE: A3	CODE: CS	DOC. NUMBER: 1310A2406601-0-MT	REV: R01
SHEET: 6		OF: 60	

CHANGE by: LIN.YT 29-Sep-2010

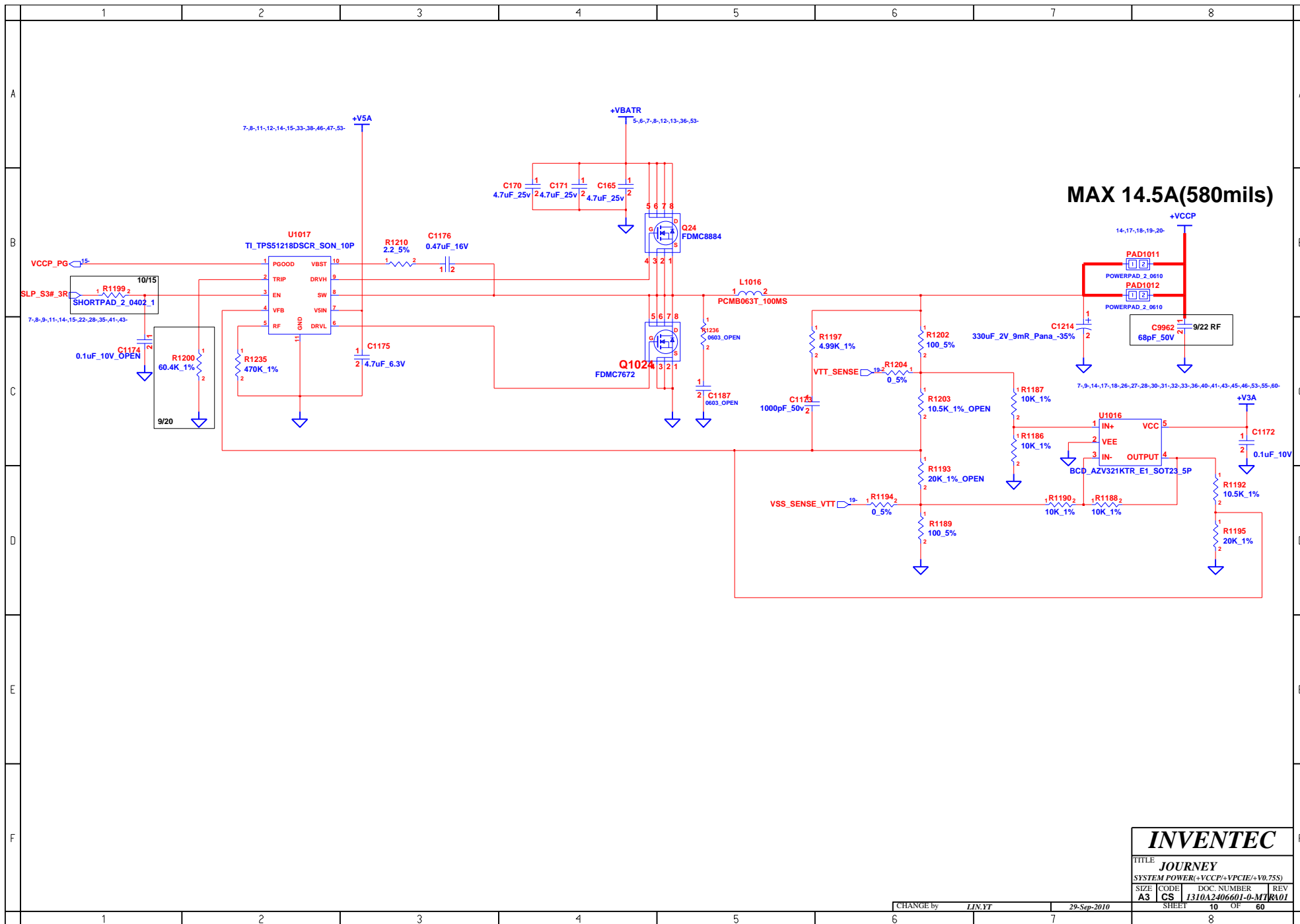


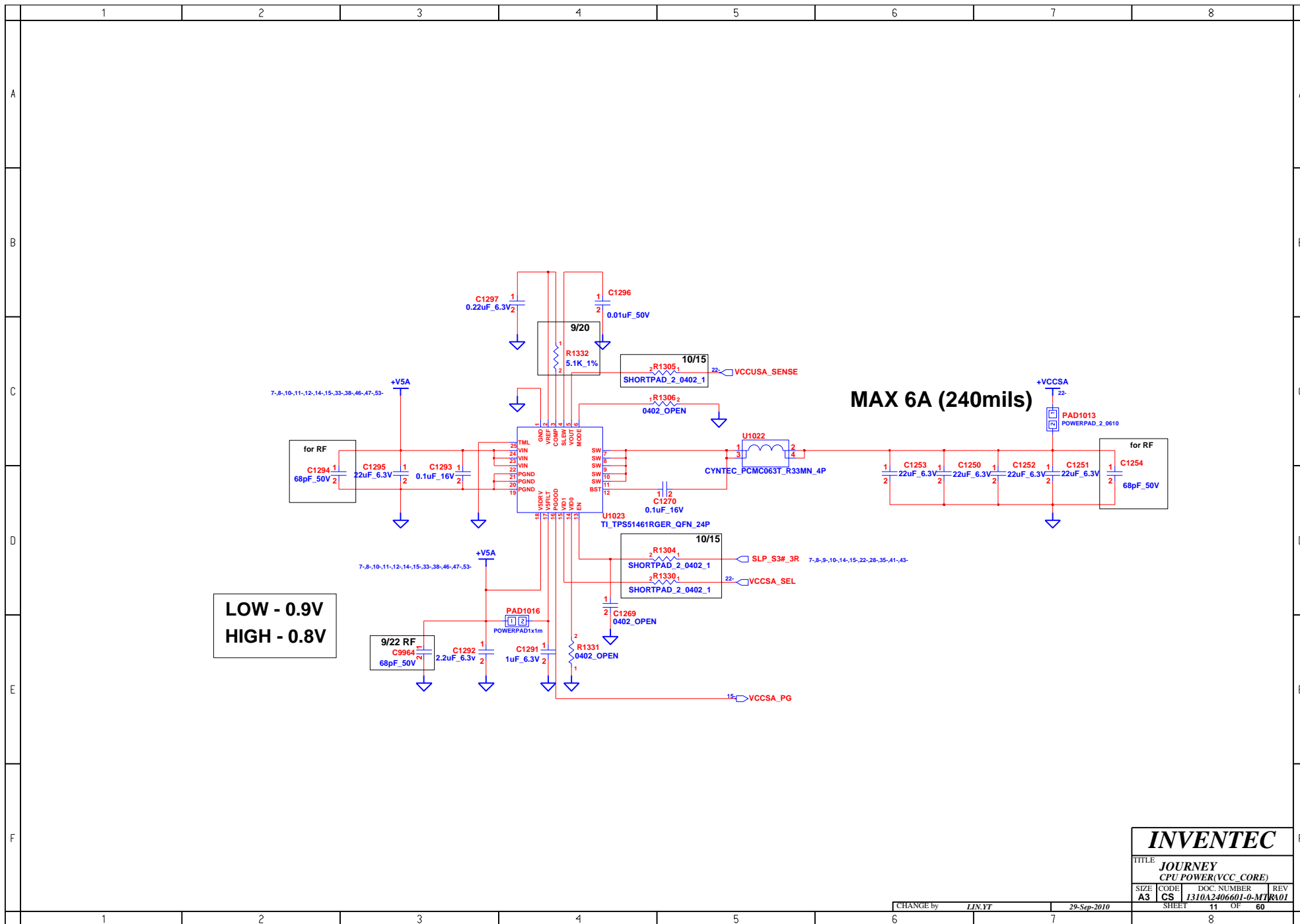


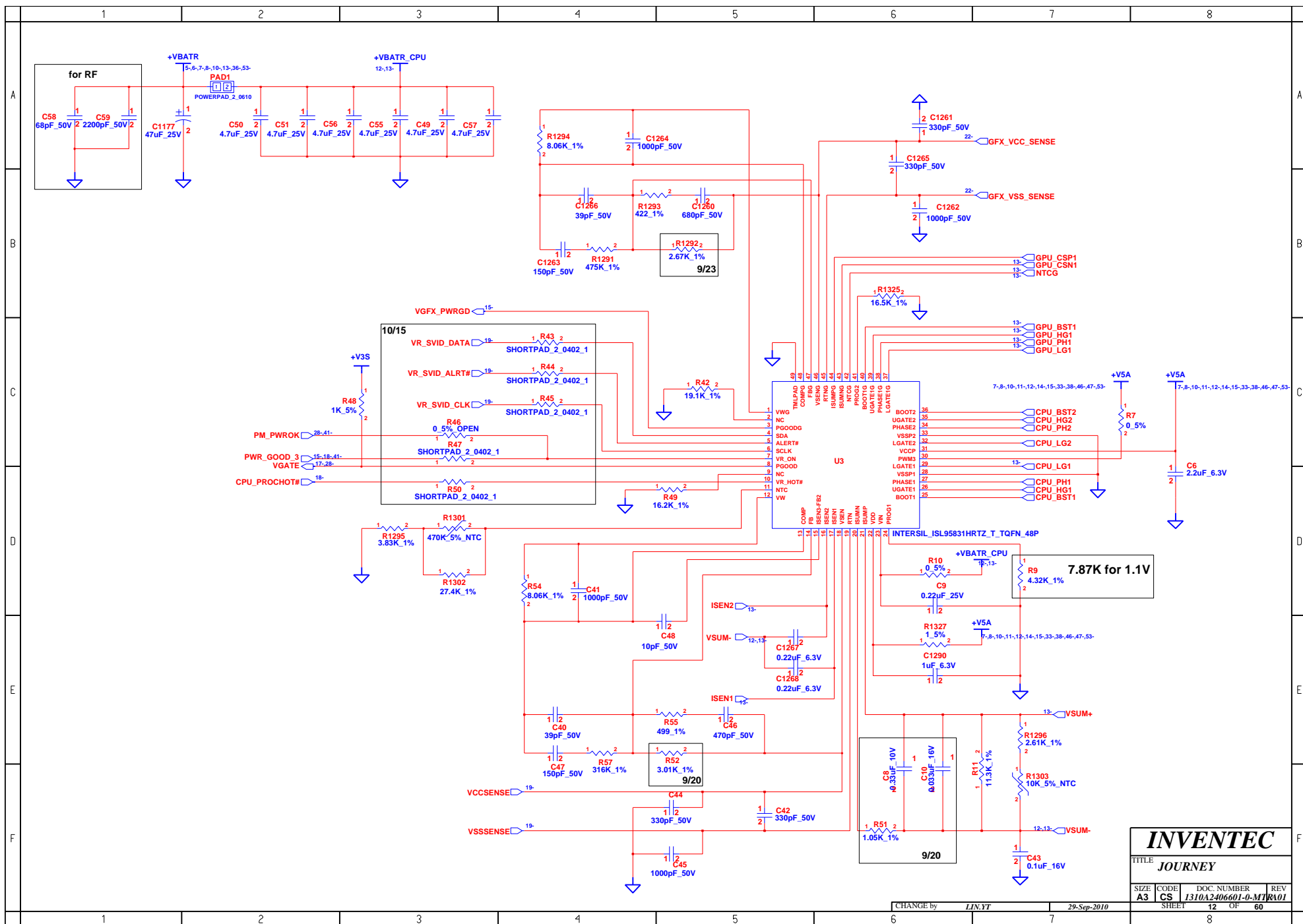




INVENTEC			
TITLE JOURNEY			
GPU POWER(VDD_CORE+V1.8S)			
SIZE A3	CODE CS	DOC. NUMBER 1310A2406601-0-MT	REV R01
CHANGE by LIN.YT		29-Sep-2010	
SHEET 9		OF 60	







# VCC\_CORE (SV 35W-->MAX 53A)

53A(2120mils)

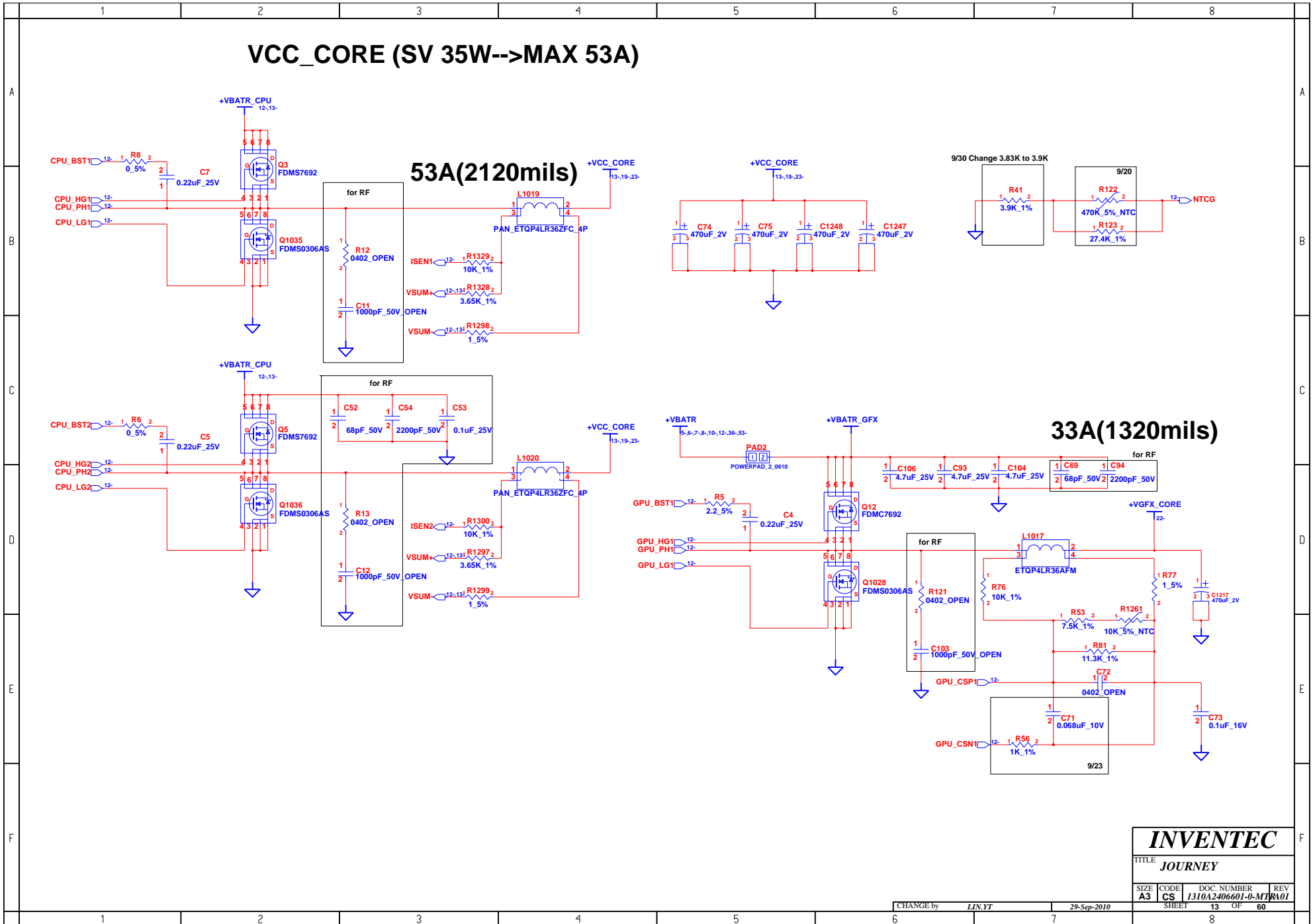
33A(1320mils)

**INVENTEC**

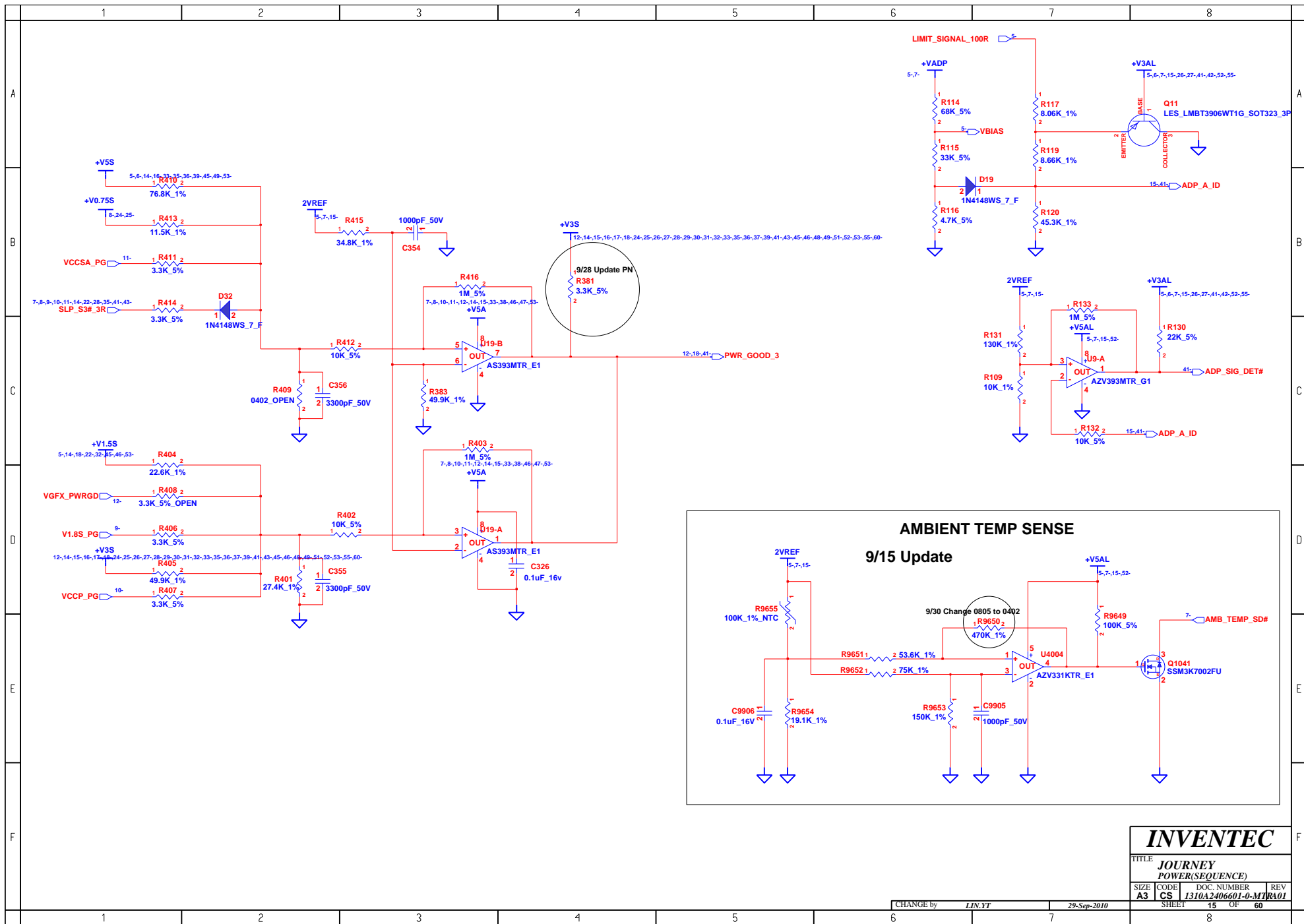
TITLE: **JOURNEY**

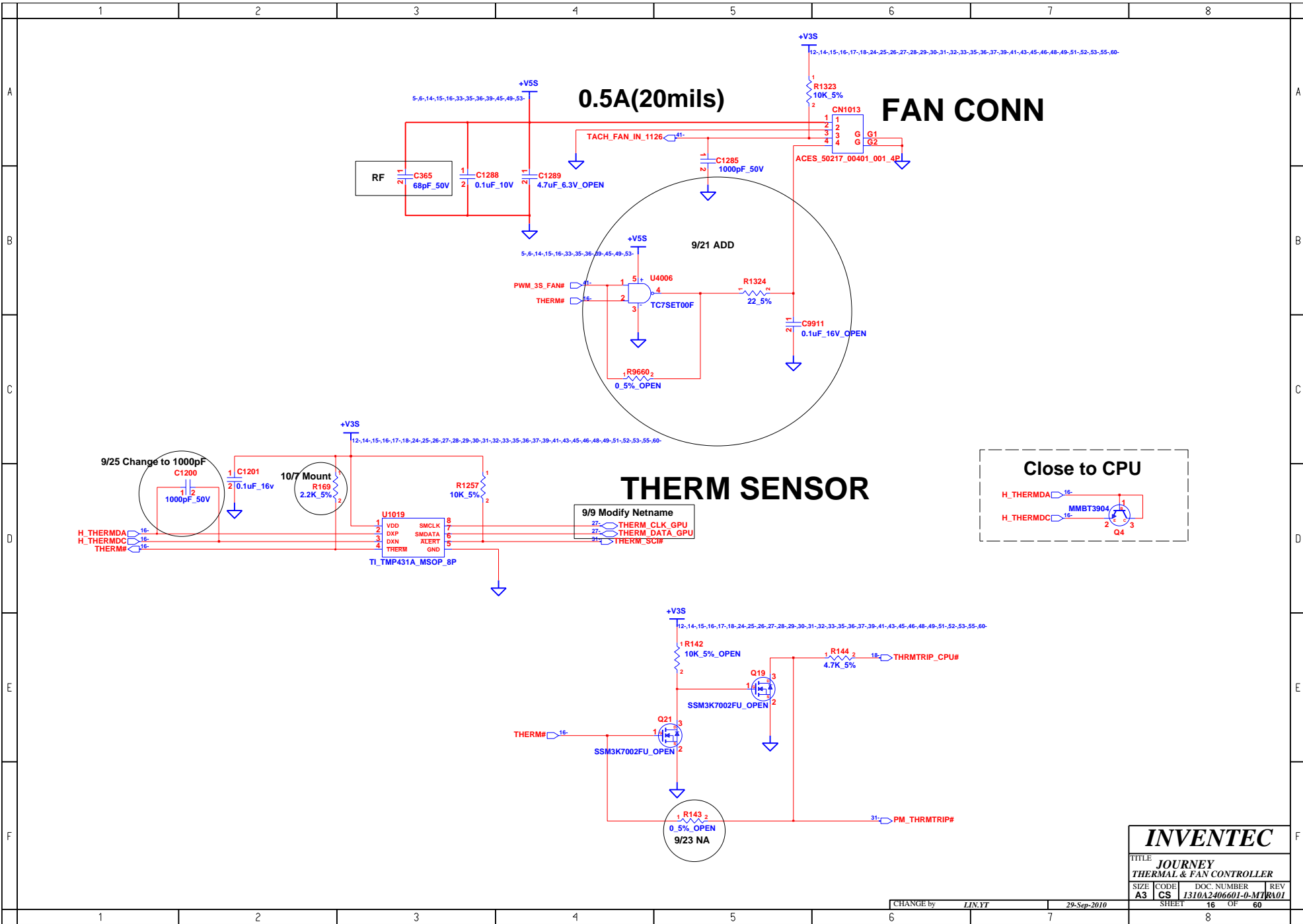
SIZE <b>A3</b>	CODE <b>CS</b>	DOC. NUMBER <b>1310A2406601-0-MT</b>	REV <b>R01</b>
SHEET <b>13</b>		OF <b>60</b>	

CHANGE by: **LIN.YT** 29-Sep-2010

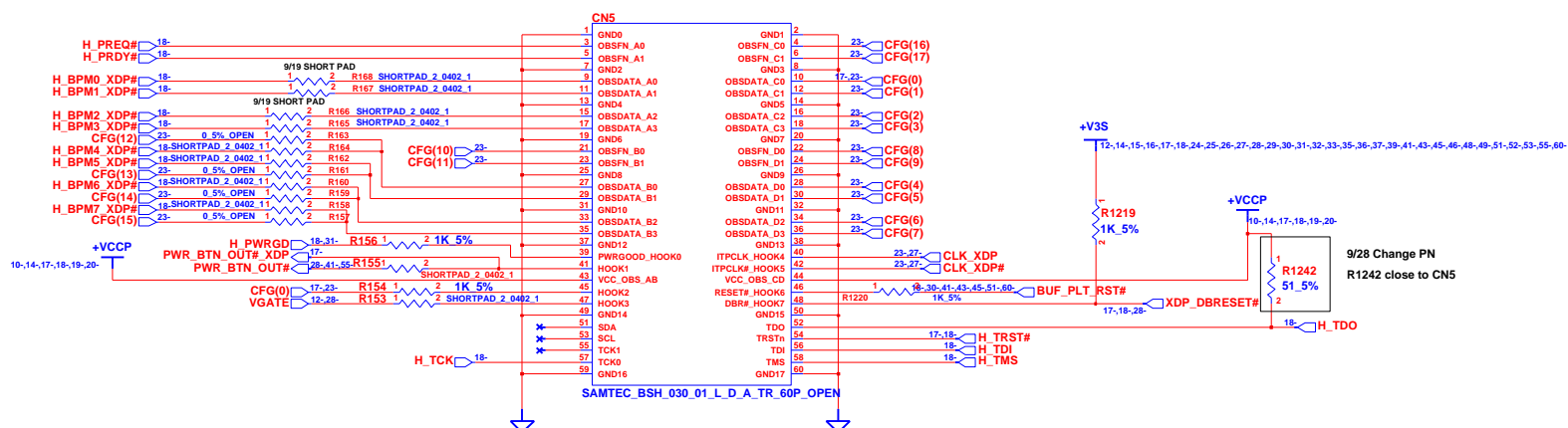






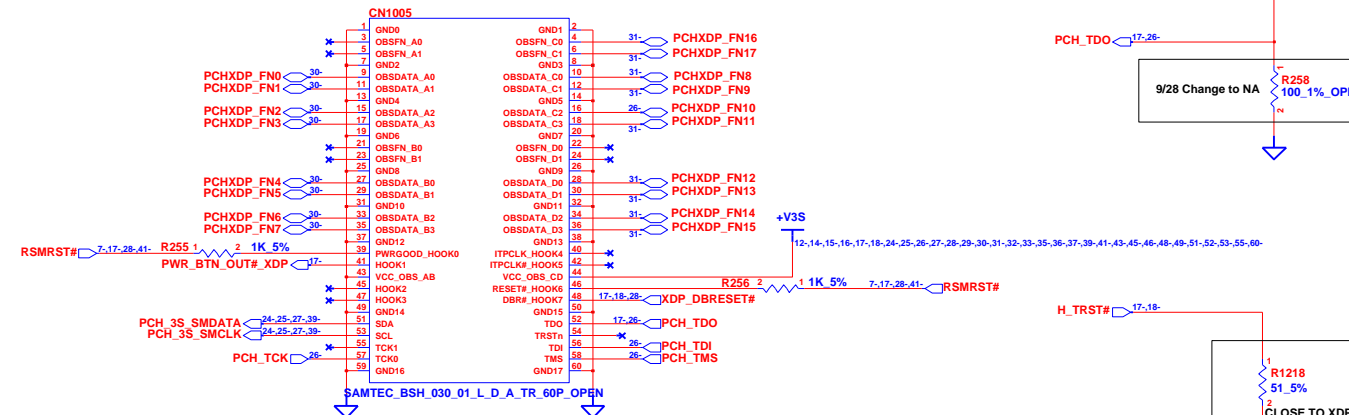






# CPU XDP CONNECTOR

## 6012A0109001\_OPEN



# PCH XDP CONNECTOR

**INVENTEC**

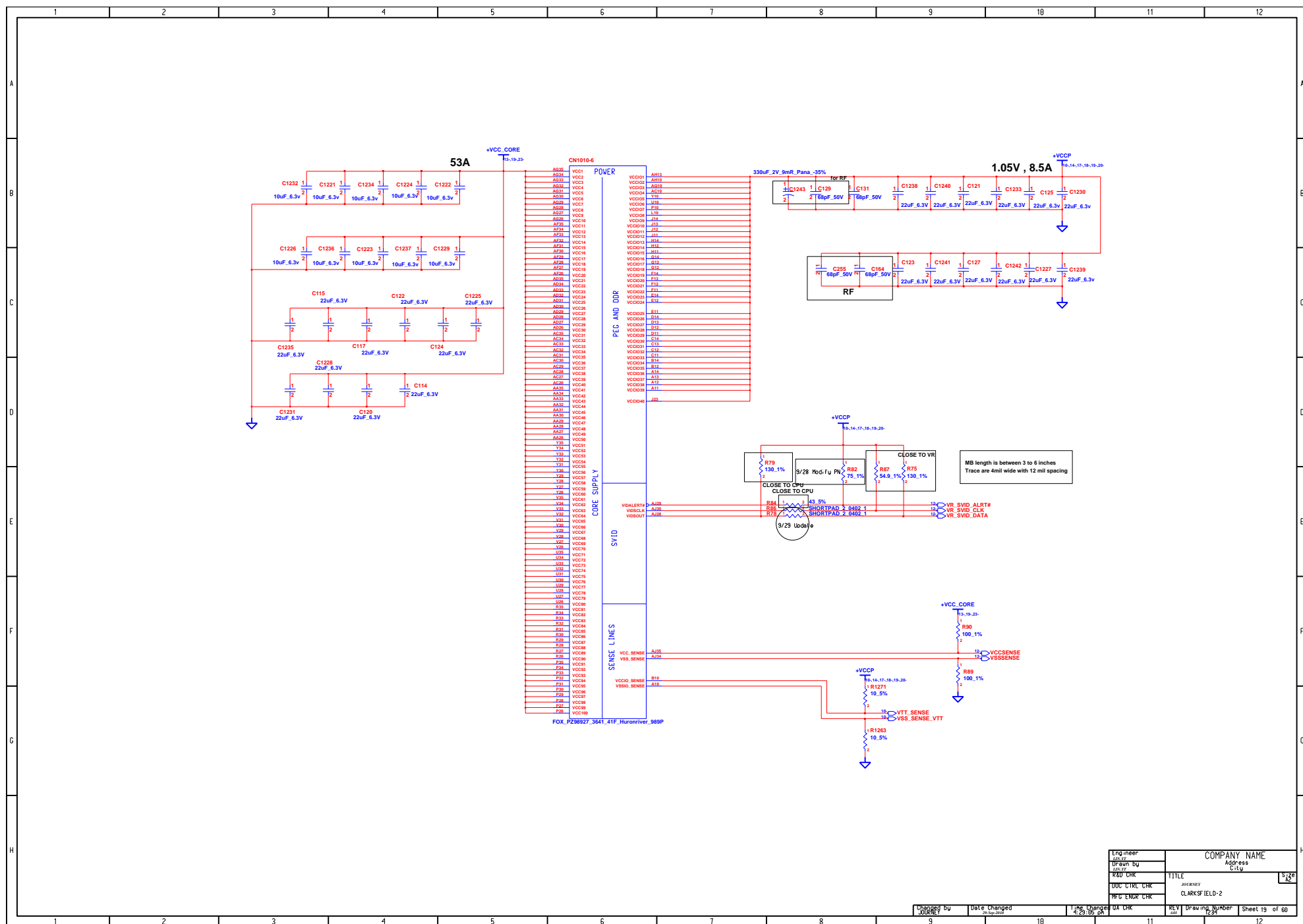
TITLE **JOURNEY**

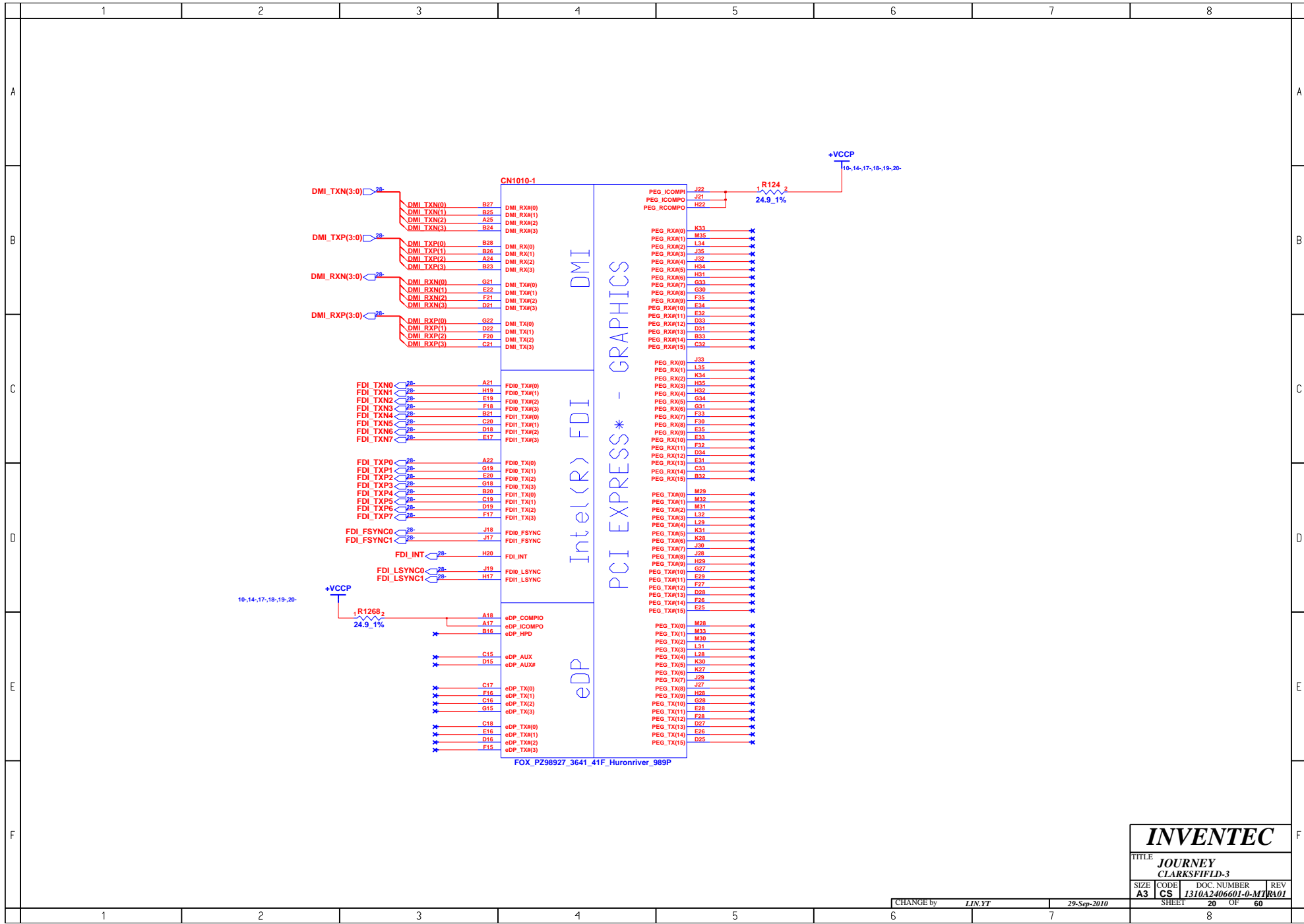
SIZE **A3** CODE **CS** DOC. NUMBER **1310A2406601-0-MT** REV **R01**

CHANGE by **LJN.YT** 29-Sep-2010


SHEET **17** OF **60**







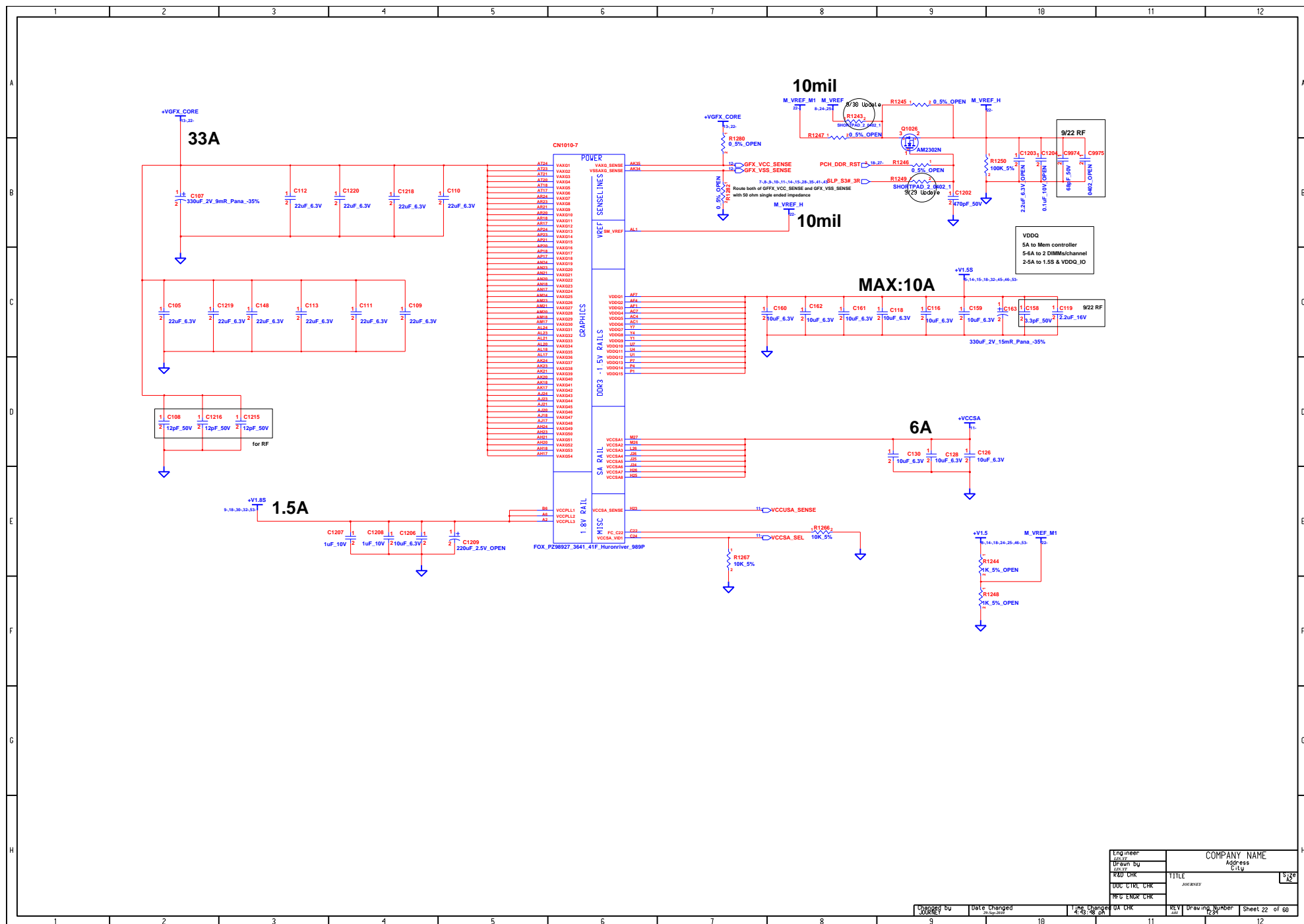
INVENTEC			
TITLE JOURNEY CLARKSFIFLD-3			
SIZE A3	CODE CS	DOC. NUMBER 1310A2406601-0-MT	REV R01
CHANGE by LIN.YT		29-Sep-2010	
SHEET 20		OF 60	



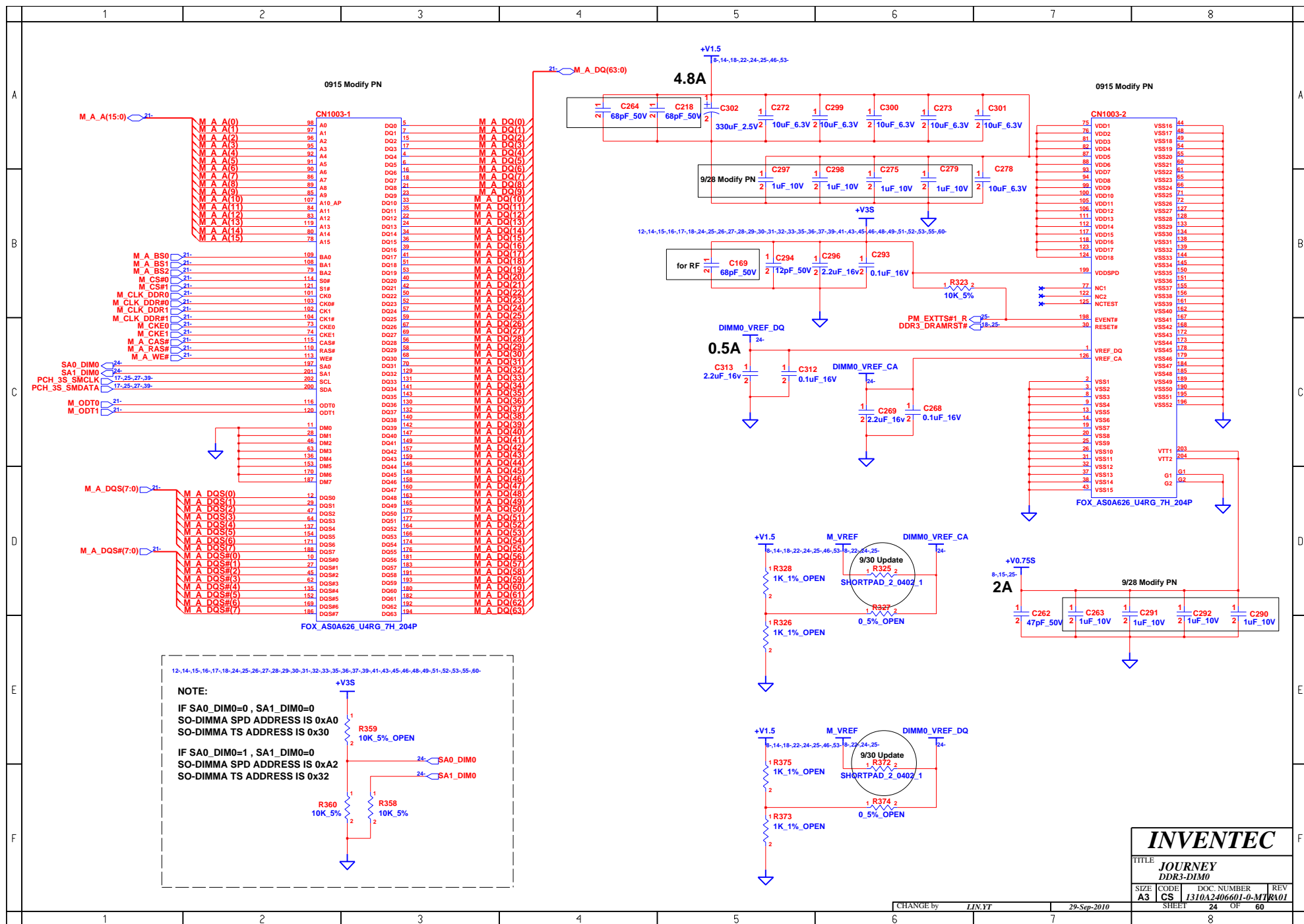
**INVENTEC**

TITLE: JOURNEY CLARKSFIED-4			
SIZE: A3	CODE: CS	DOC. NUMBER: 1310A2406601-0-MT	REV: R01
SHEET: 21		OF: 60	

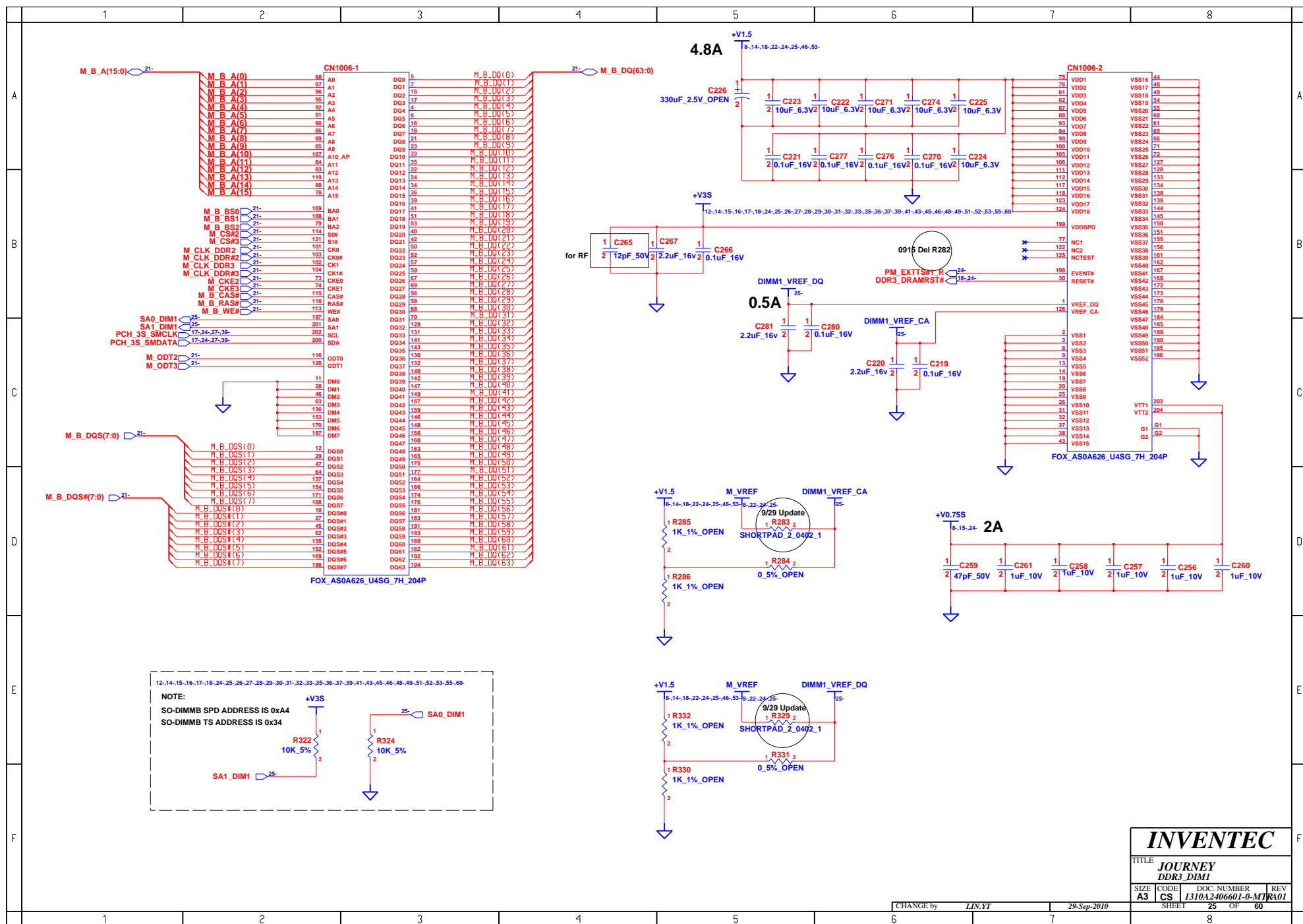
CHANGE by: LIN.YT 29-Sep-2010



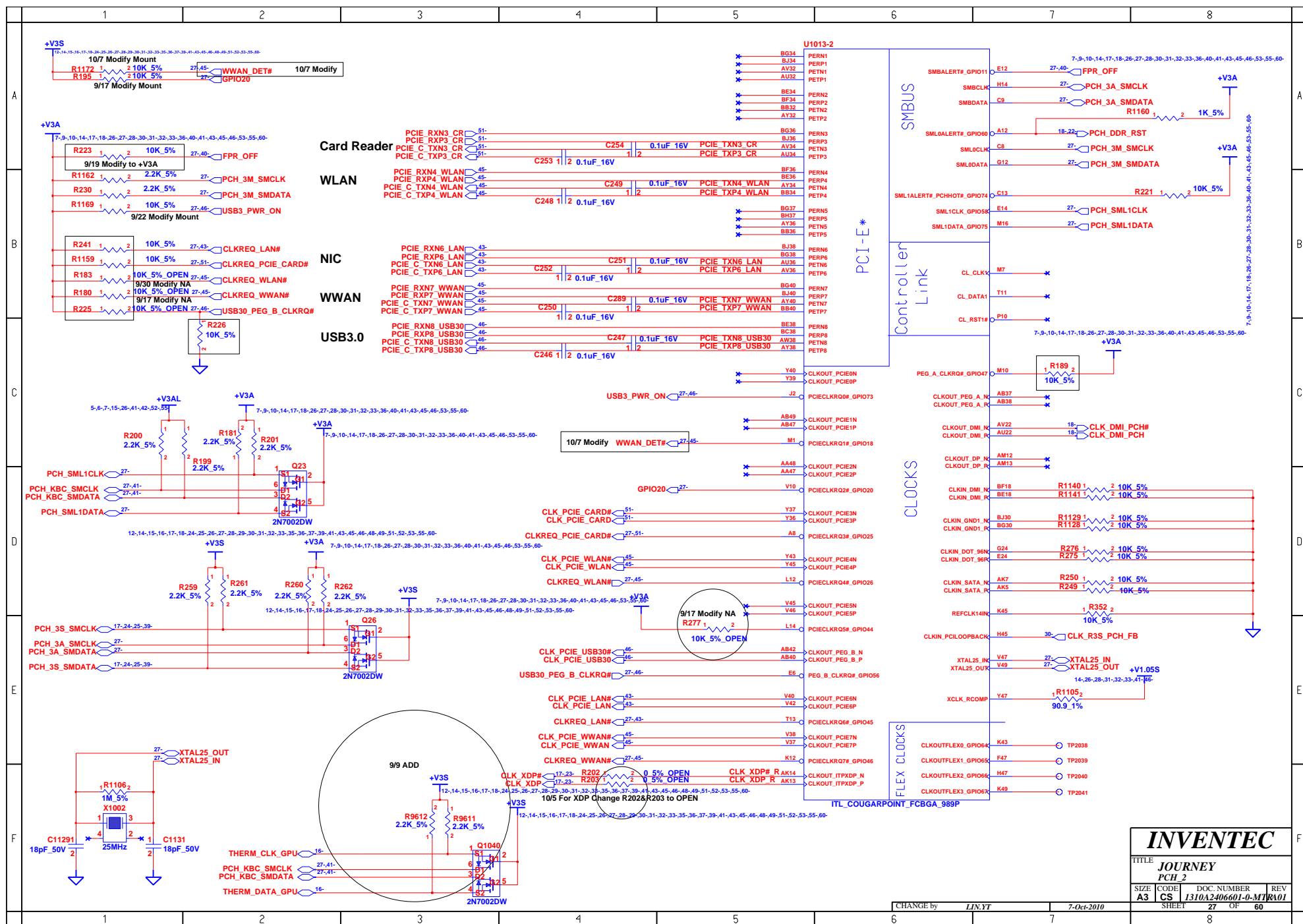












A

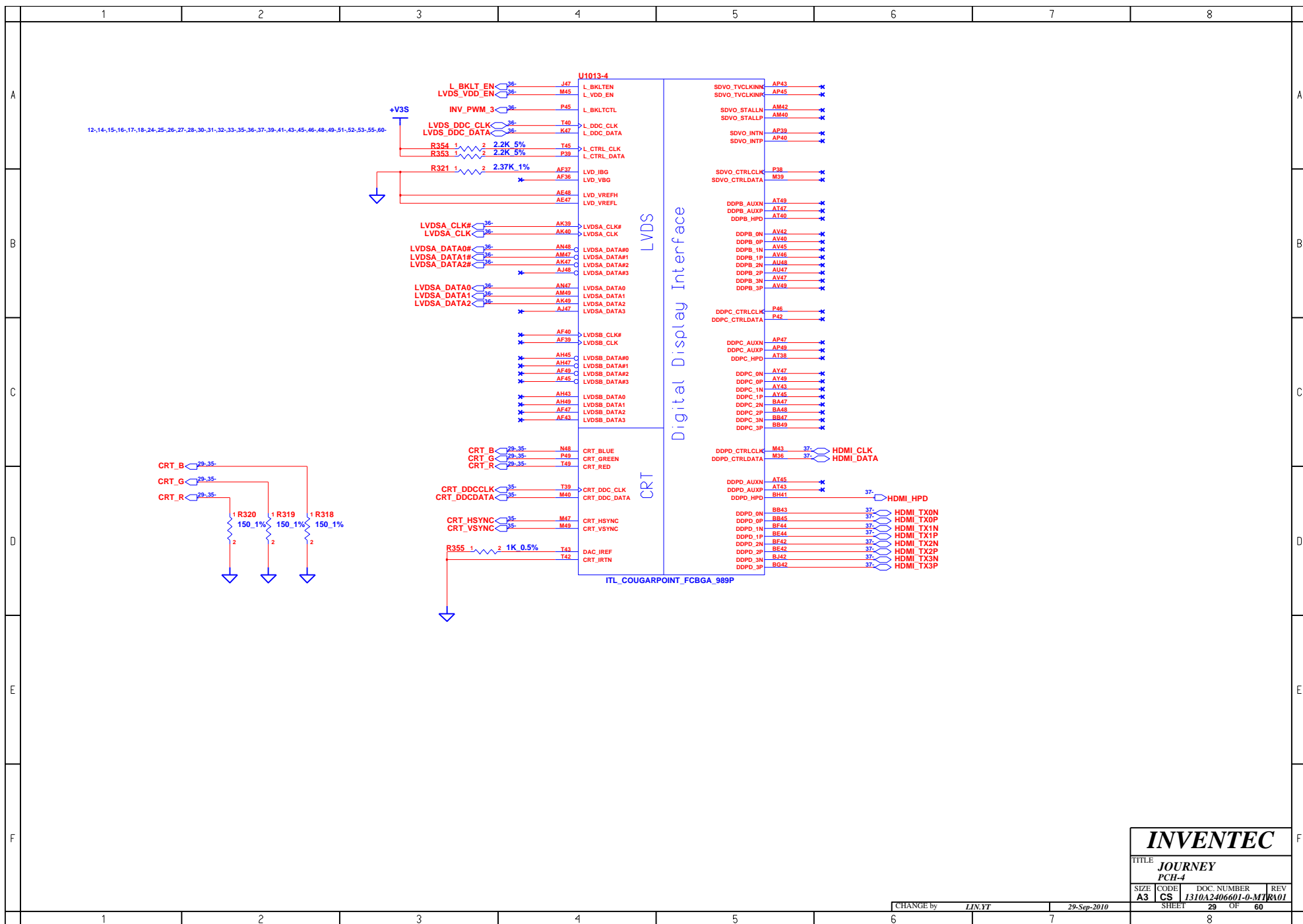


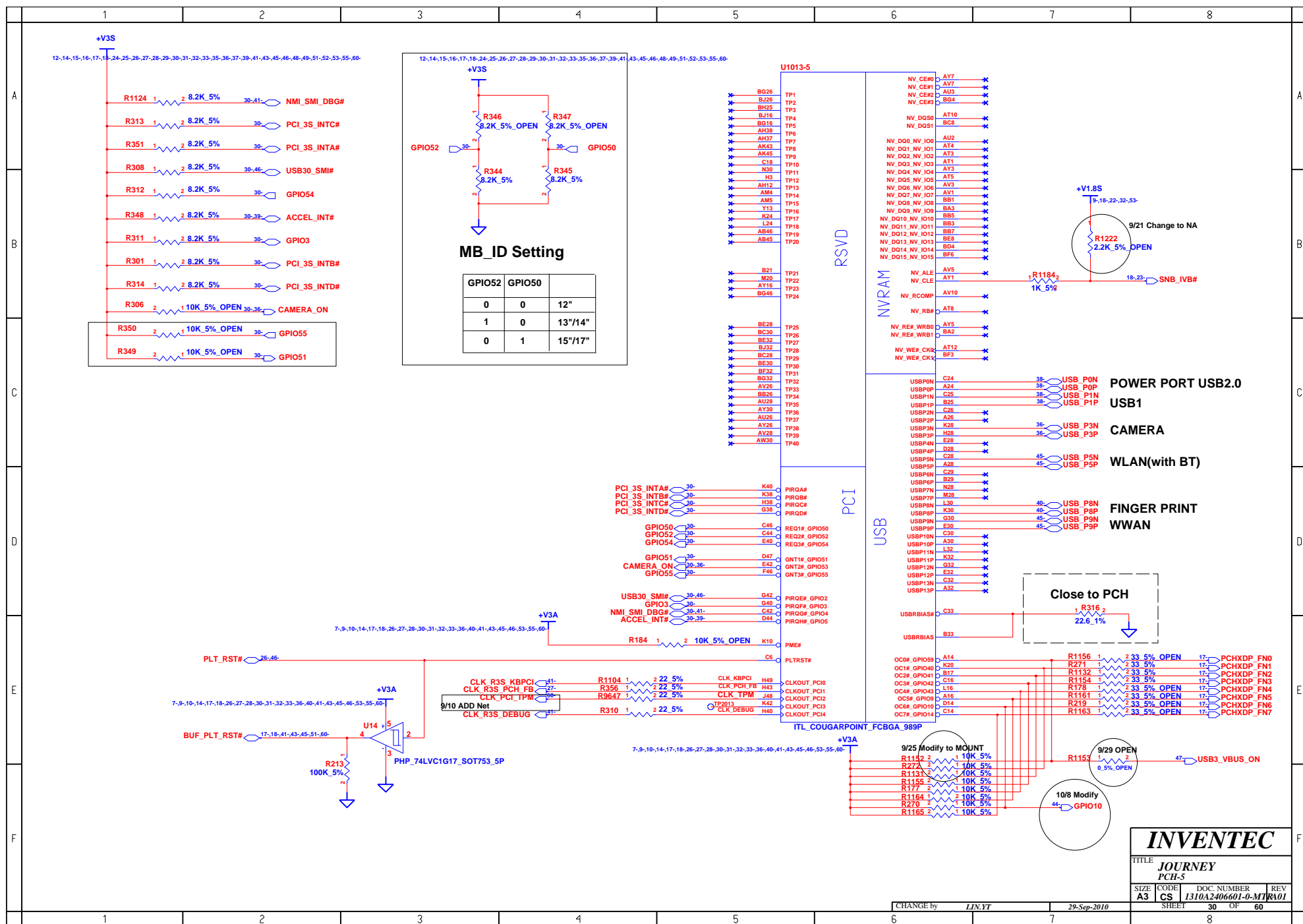
D

E

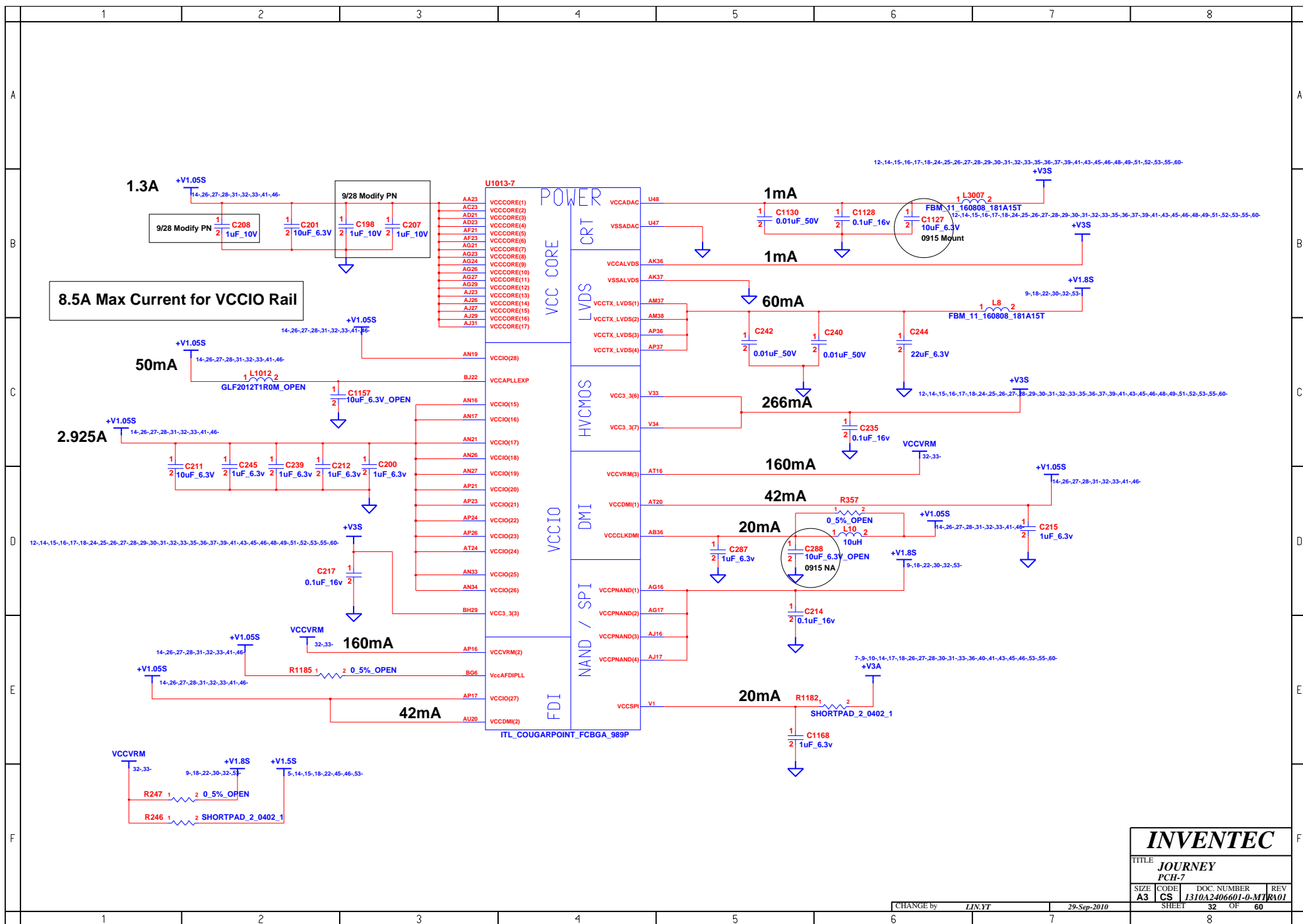
F

F

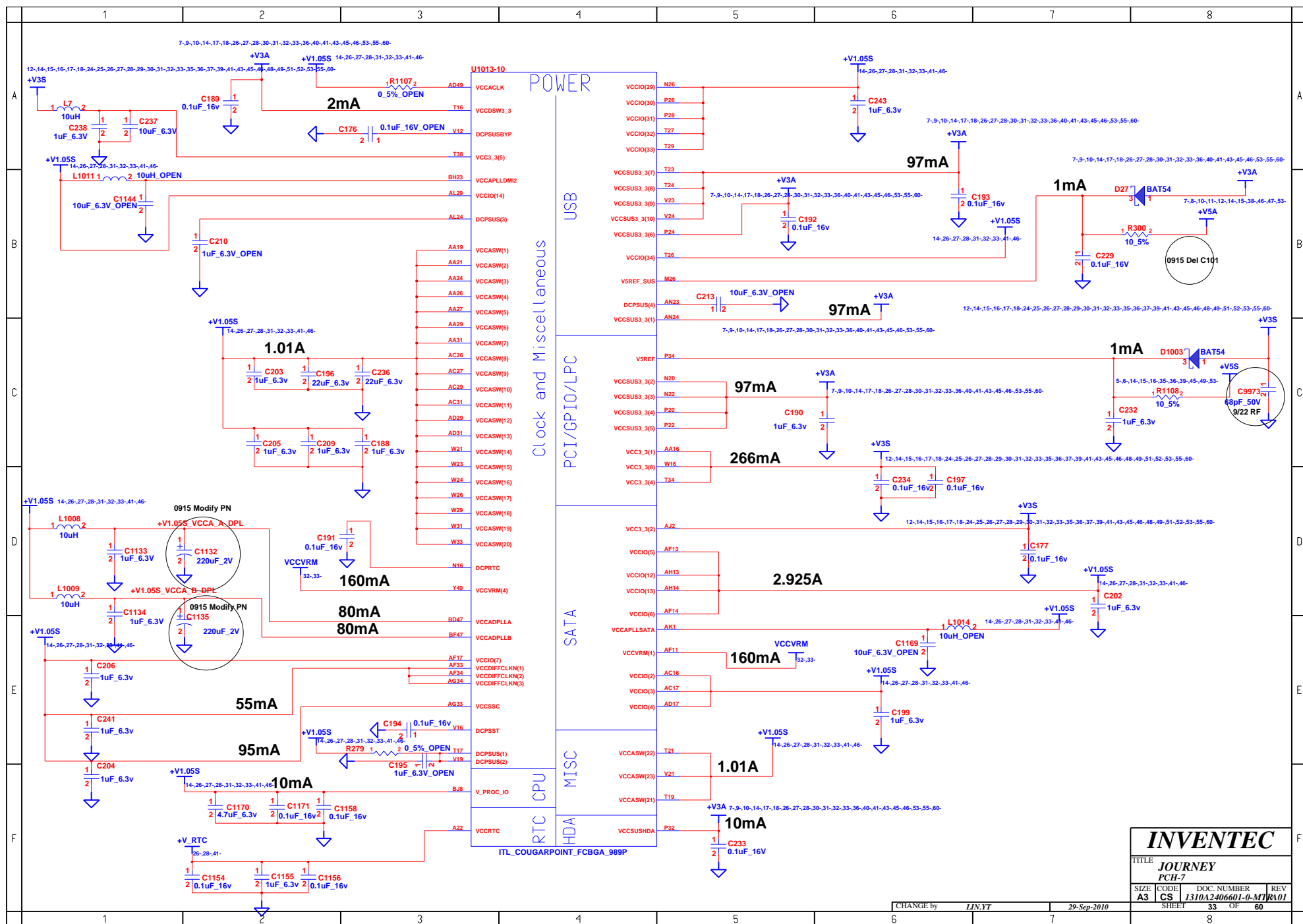












	1	2	3	4	5	6	7	8
A								
B								
C								
D								
E								
F								

INVENTEC			
TITLE JOURNEY			
PCH-8			
SIZE	CODE	DOC. NUMBER	REV
A3	CS	1310A2406601-0-MT	RA01
CHANGE by		LIN.YT	29-Sep-2010
SHEET		34	OF 60

# CRT

9/29 Move

0.5A

9/20 Change to 6012B0388401

INVENTEC

JOURNEY  
CRT & DP

SIZE	CODE	DOC. NUMBER	REV
A3	CS	1310A2406601-0-M7	RA01

CHANGE by		DATE	SHEET	OF
LIN.YT		29-Sep-2010	35	60

**0.5A**

9/20 Change to 6012B0388401

SUYIN\_070546HR015M25KZR\_15P

**INVENTEC**

TITLE			
<b>JOURNEY</b> <b>CRT &amp; DP</b>			
SIZE	CODE	DOC. NUMBER	REV
<b>A3</b>	<b>CS</b>	<b>1310A2406601-0-MTR</b>	<b>RA01</b>
SHEET		35	OF 60

CHANGE by	<i>LIN.YT</i>	<i>29-Sep-2010</i>
-----------	---------------	--------------------

## A



2

D

1

1

A

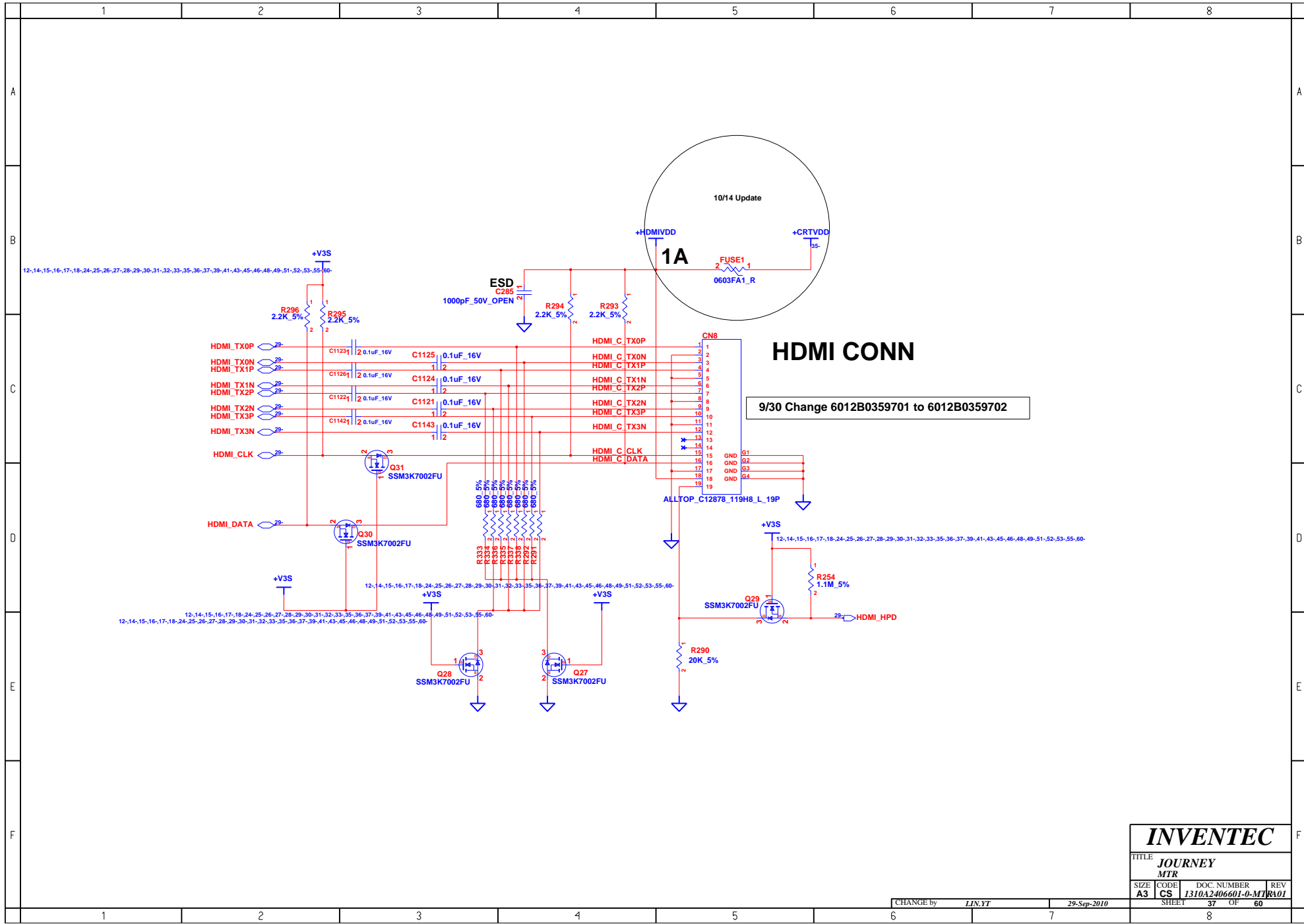
B

2

D

1

5



# INVENTEC

TITLE			
JOURNEY			
MTR			
SIZE	CODE	DOC. NUMBER	REV
A3	CS	1310A2406601-0-MTR	R01
SHEET		37	OF 60

CHANGE by LIN.YT 29-Sep-2010

## A



## A



## C



## F

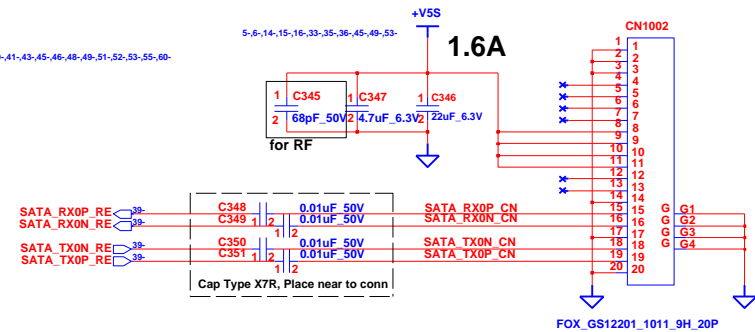
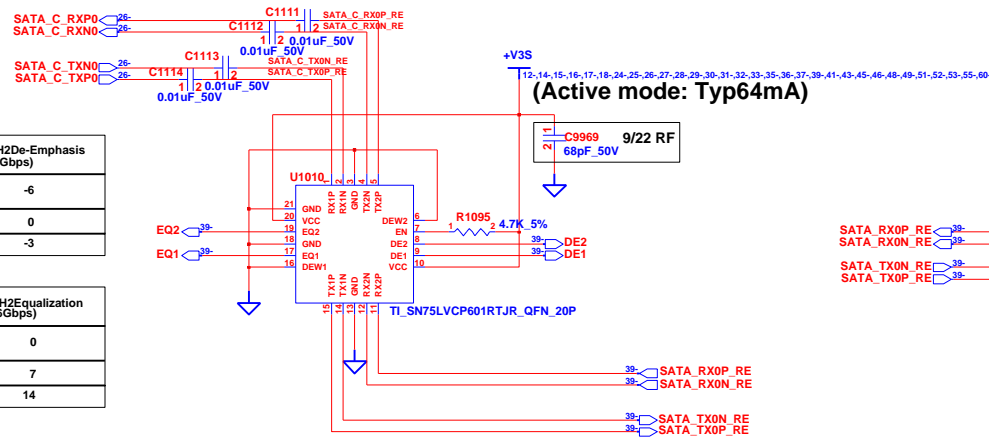
F

---

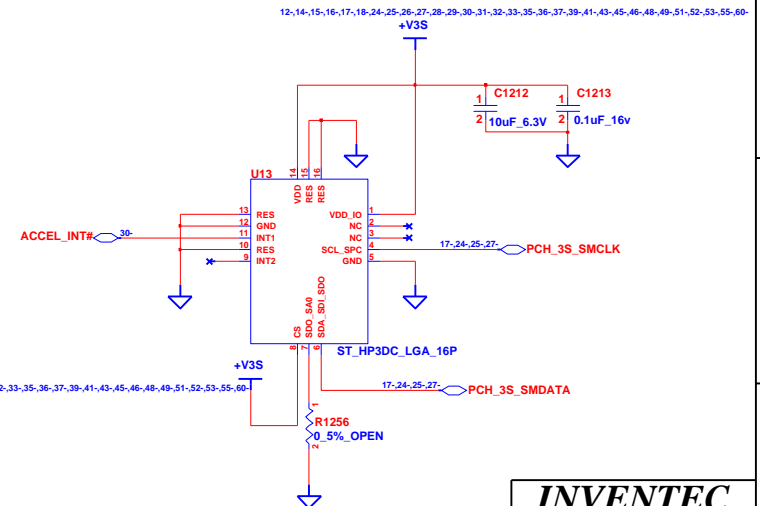
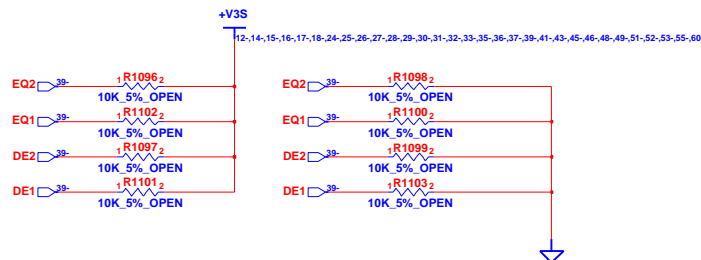
# SATA HDD CONN & G-SENSOR

DE1/DE2	CH1/CH2De-Emphasis dB(@6Gbps)
NC (default)	-6
0	0
1	-3

EQ1/EQ2	CH1/CH2Equalization dB(@6Gbps)
NC (default)	0
0	7
1	14



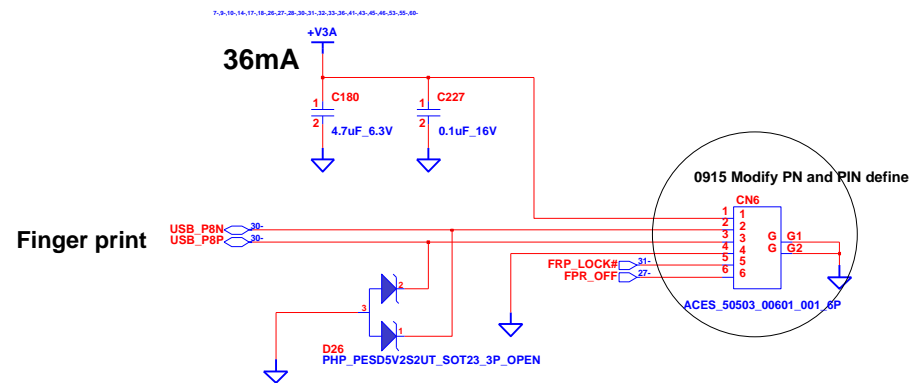
## ACCELEMETOR



**INVENTEC**

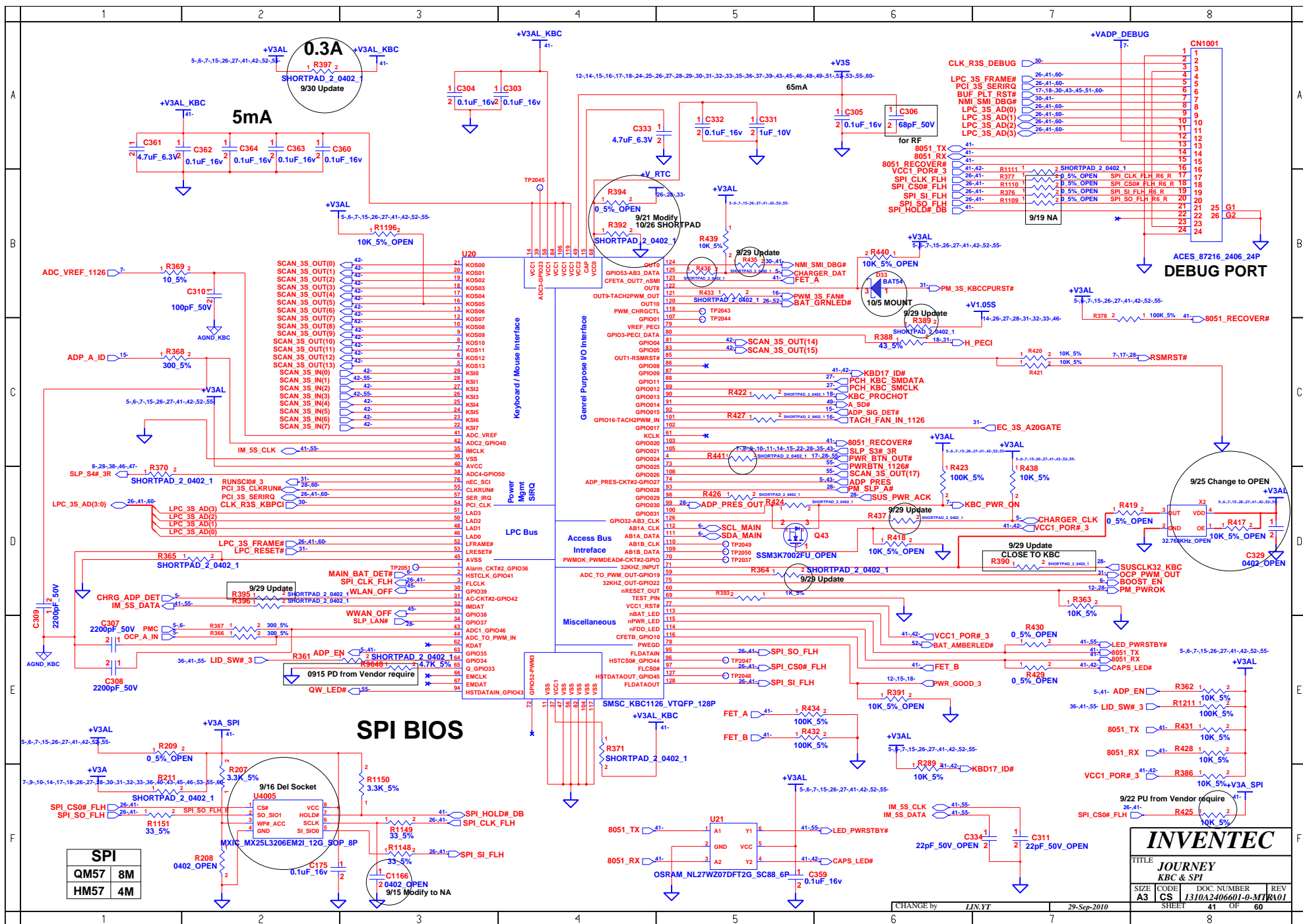
TITLE <b>JOURNEY</b> SATA HDD & ODD			
SIZE <b>A3</b>	CODE <b>CS</b>	DOC NUMBER <b>1310A2406601-0-MTR</b>	REV <b>R01</b>
CHANGE by <b>LIN.YT</b>		29-Sep-2010	
SHEET <b>39</b>		OF <b>60</b>	

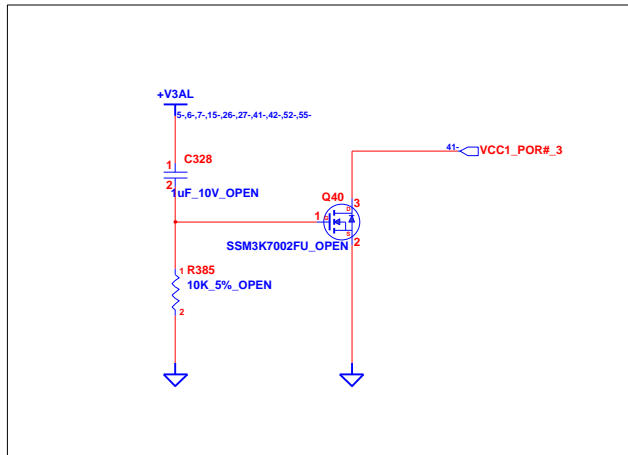

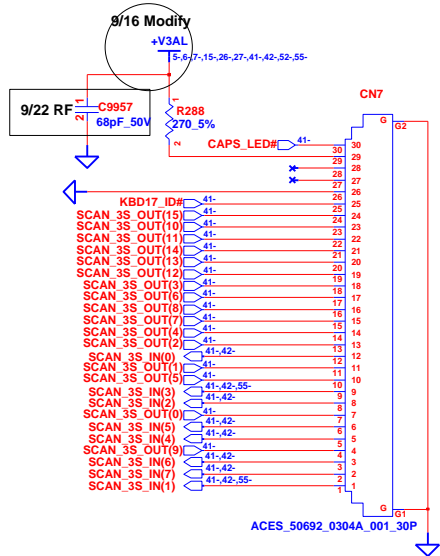
# MB to FP BOARD



INVENTEC			
TITLE JOURNEY			
BLUETOOTH & FINGER PRINTER			
SIZE A3	CODE CS	DOC. NUMBER 1310A2406601-0-MT	REV R01
CHANGE by LIN.YT		29-Sep-2010	
SHEET 40		OF 60	







CLOSE TO KBC

INVENTEC			
TITLE			
JOURNEY			
KEYBOARD & STICK POINT			
SIZE	CODE	DOC. NUMBER	REV
A3	CS	1310A2406601-0-MT	R01
SHEET		42	OF 60

CHANGE by LIN.YT 29-Sep-2010

[illegible]

0.5A <sup>+V3\_LAN</sup> T<sub>43-44</sub>

pin12	pin27	pin39	pin42	pin47	pin48
$\frac{1}{2}$ C67	$\frac{1}{2}$ C68	$\frac{1}{2}$ C89	$\frac{1}{2}$ C90	$\frac{1}{2}$ C88	$\frac{1}{2}$ C87
0.1uF_16V	0.1uF_16V	0.1uF_16V	0.1uF_16V	0.1uF_16V	0.1uF_16V

### Placed near LAN Controller

**Placed near LAN Controller**

**Placed near LAN Controller**  
Capacitor are +VDD10 pins- 3, 6, 9,13, 29, 41, 45

**300mA**

**Placed near LAN Controller**  
C1280 & C1281 are for +EVDD10 pin21

**INVENTEC**

TITLE			
<b>JOURNEY</b> <b>LAN INTERFACE</b>			
SIZE	CODE	DOC. NUMBER	REV
<b>A3</b>	<b>CS</b>	<b>1310A2406601-0-MTR</b>	<b>001</b>
SHEET		43	OF 60

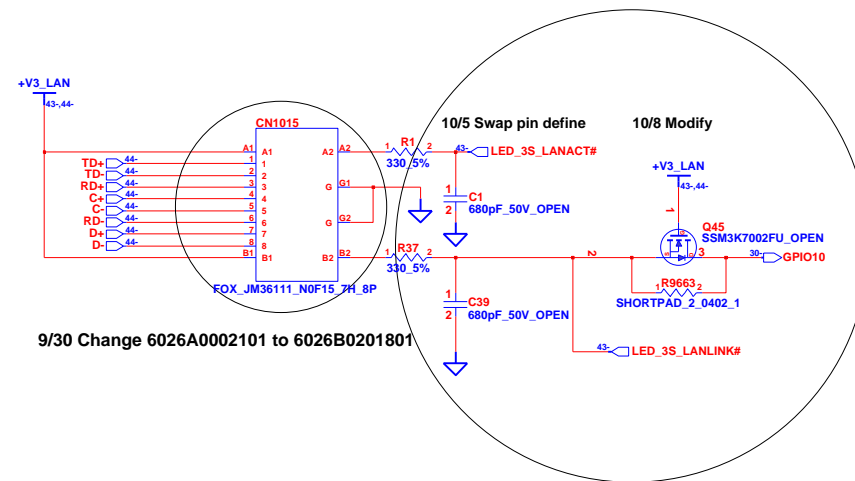
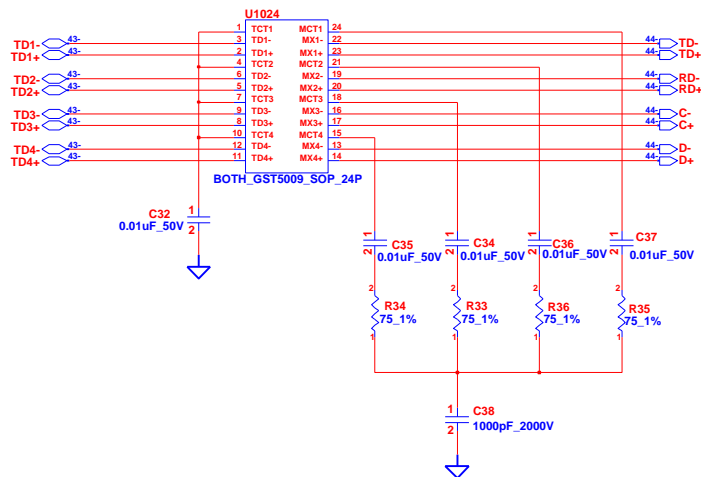
CHANGE by	<i>LIN.YT</i>	29-Sep-2010
-----------	---------------	-------------

SHEET 43 OF 60

## RJ45 CONN

**LAYOUT NOTE:**

To place one 0.1uF at each pin 1 , 4 , 7 , 10  
and place the 1uF in the spot that  
is as close as possible to all 4 pins



9/30 Change 6026A0002101 to 6026B0201801

**INVENTEC**

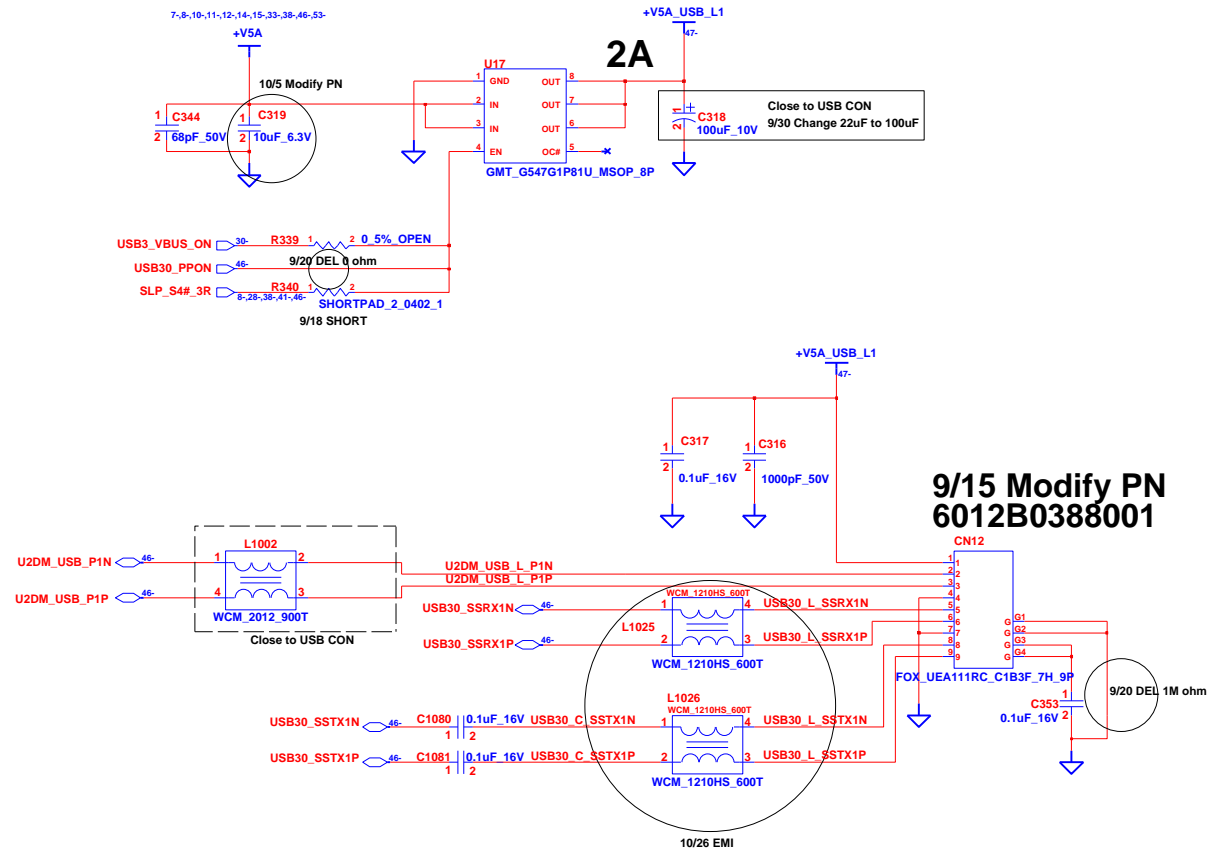
TITLE			
<b>JOURNEY</b> <b>LAN RJ45 CONN</b>			
SIZE	CODE	DOC. NUMBER	REV
<b>A3</b>	<b>CS</b>	<b>1310A2406601-0-MTR</b>	<b>A01</b>
SHEET		44 OF	60

CHANGE by	<i>LIN.YT</i>	<i>29-Sep-2010</i>
-----------	---------------	--------------------



# USB3.0 CONTROLLER

# USB3.0 CONN(Left side)

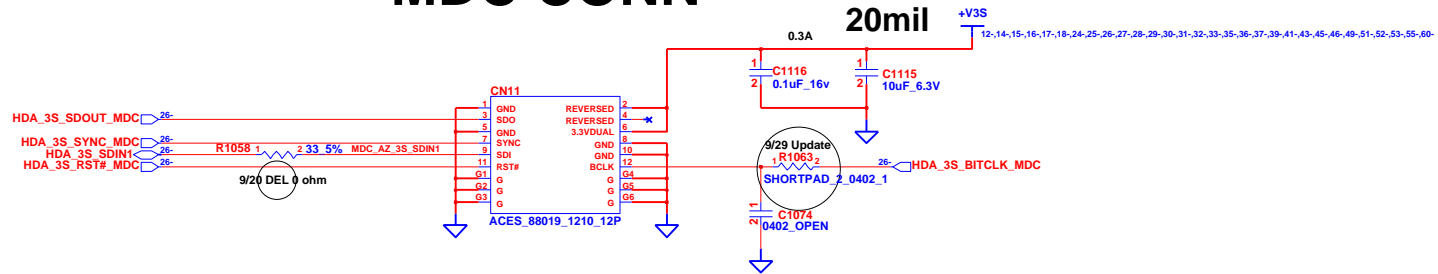


**INVENTEC**

TITLE			
JOURNEY			
power /wlan /wlan /Bt LED			
SIZE	CODE	DOC. NUMBER	REV
A3	CS	1310A2406601-0-MT	R01
SHEET		47	OF 60

CHANGE by LIN.YT 29-Sep-2010

# MDC CONN



INVENTEC			
TITLE JOURNEY			
SIZE A3	CODE CS	DOC. NUMBER 1310A2406601-0-MT	REV R01
CHANGE by LIN.YT		29-Sep-2010	
SHEET 48		OF 60	



# AUDIO

TITLE			
<b>JOURNEY SCREW</b>			
SIZE	CODE	DOC. NUMBER	REV
<b>A3</b>	<b>CS</b>	<b>1310A2406601-0-MTR</b>	<b>A01</b>
SHEET		49	OF 60

CHANGE by	<i>LIN.YT</i>	<i>29-Sep-2010</i>
-----------	---------------	--------------------

49	51	60
Q		



[illegible]

# CARDREADER

# CARDREADER

# CARDREADER

# CARDREADER

# CARDREADER

**MAX:250mA  
TYPE:45mA**

**108mA**

**>20mil**

**Close Pin\_18 for Regulator**

**INVENTEC**

**JOURNEY  
SMART CARD**

SIZE CODE DOC. NUMBER REV  
A3 CS 1310A2406601-0-M7RA01

SHEET 51 OF 60

[illegible]

# CARDREADER

**MAX:250mA  
TYPE:45mA**

**108mA**

**>20mil**

**Close Pin\_18 for Regulator**

**INVENTEC**

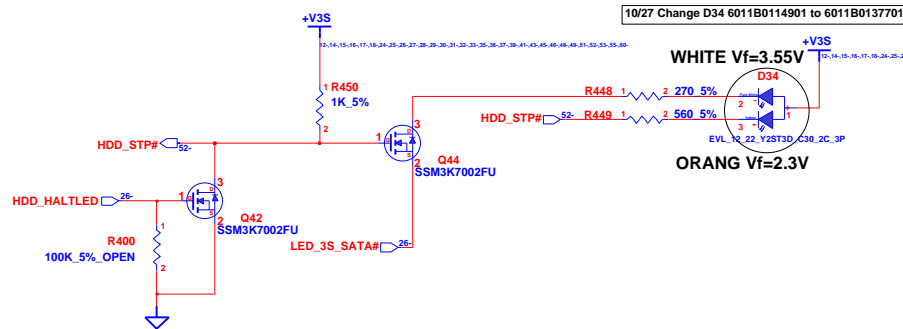
JOURNEY SMART CARD

SIZE CODE DOC. NUMBER REV  
A3 CS 1310A2406601-0-M7RA01

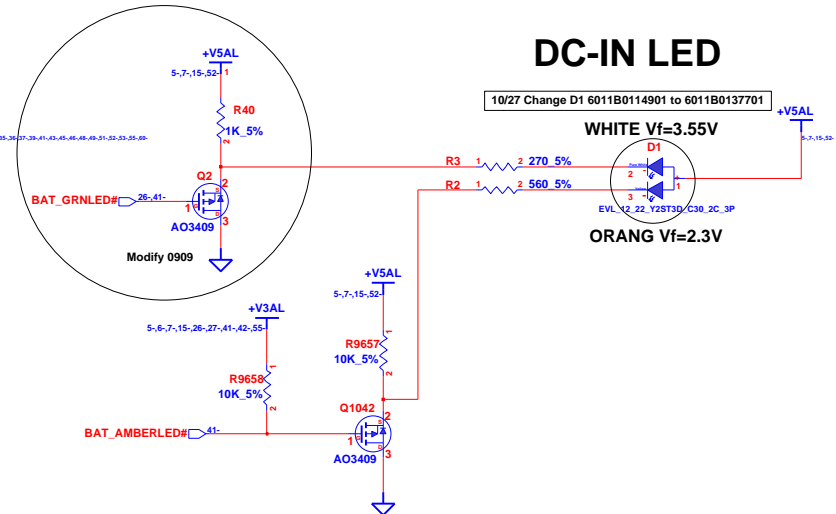
SHEET 51 OF 60

# LED

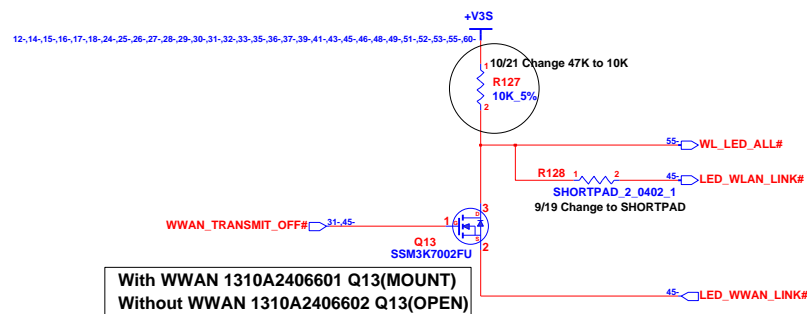
## SATA LED & HDD-HALTED LED



## DC-IN LED



## WLAN\_WWAN\_Bluetooth\_LED



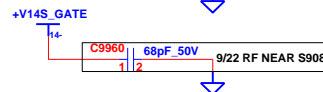
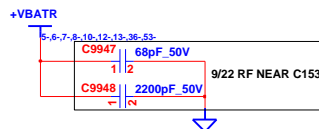
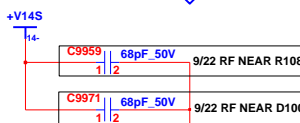
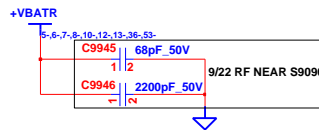
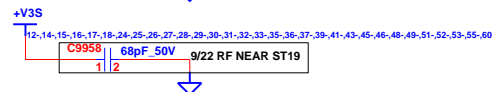
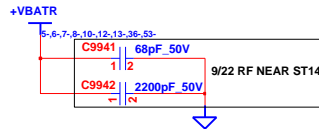
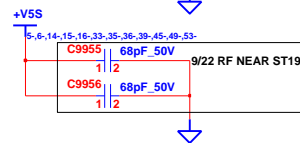
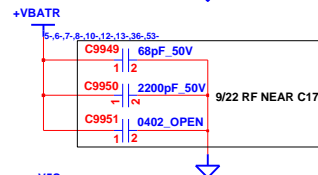
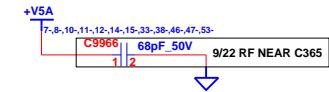
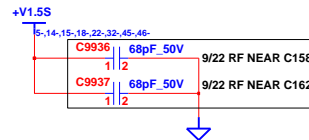
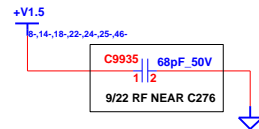
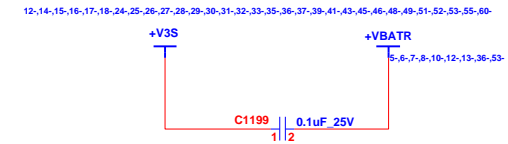
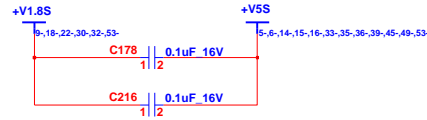


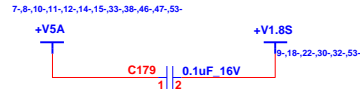
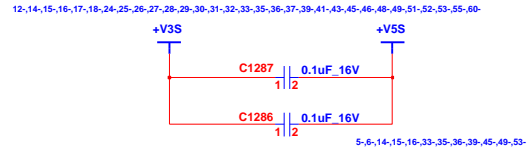
**INVENTEC**

TITLE **JOURNEY**

SIZE	CODE	DOC. NUMBER	REV
A3	CS	1310A2406601-0-MT	RA01
SHEET		52	OF 60

CHANGE by **LJN.YT** 29-Sep-2010

# STITCHING CAPS



**INVENTEC**

TITLE **JOURNEY**

SIZE	CODE	DOC. NUMBER	REV
A3	CS	1310A2406601-0-MT	R01
SHEET		53	OF 60

CHANGE by **LIN.YT** 29-Sep-2010

1

2

3

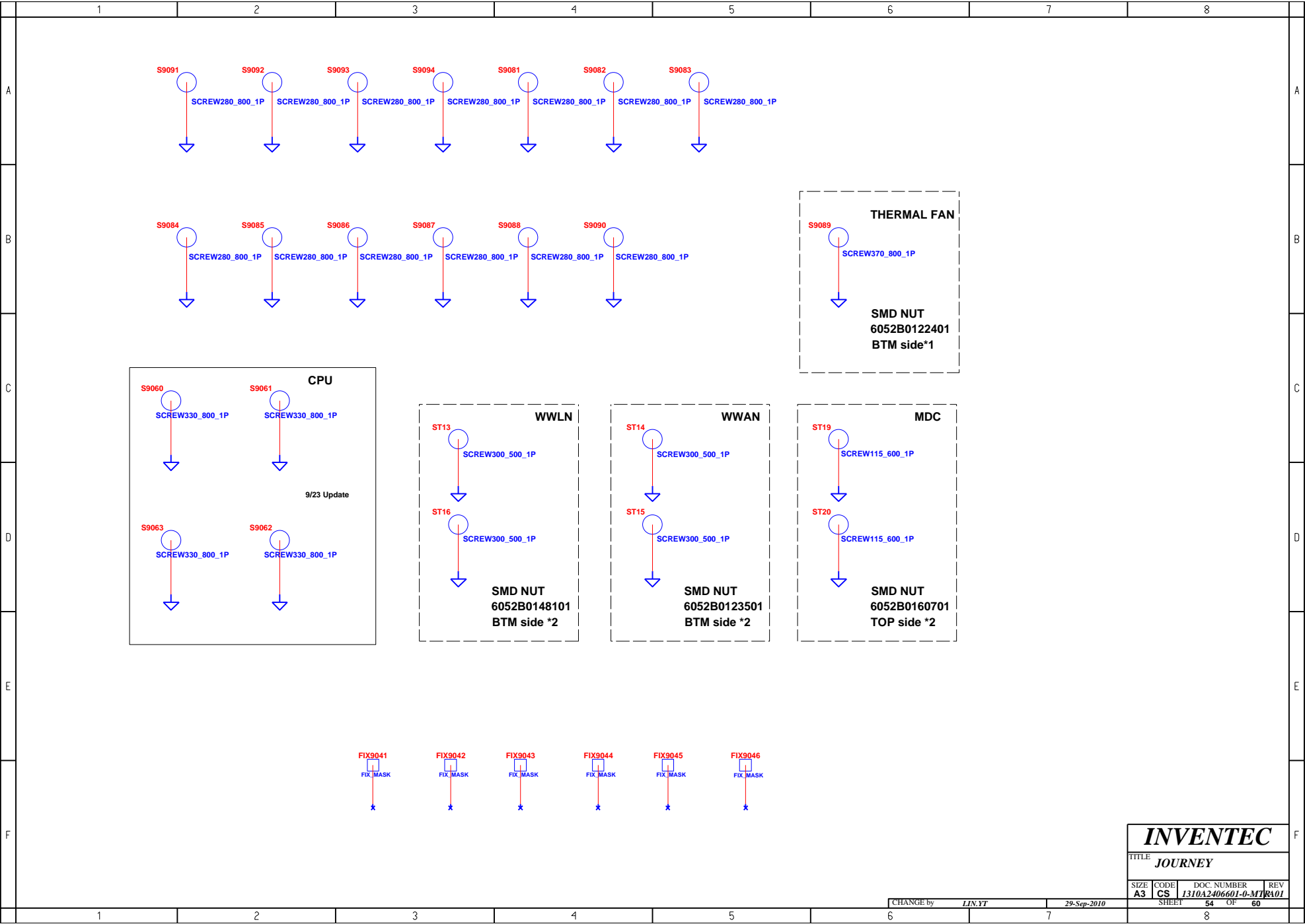
4

5

6

7

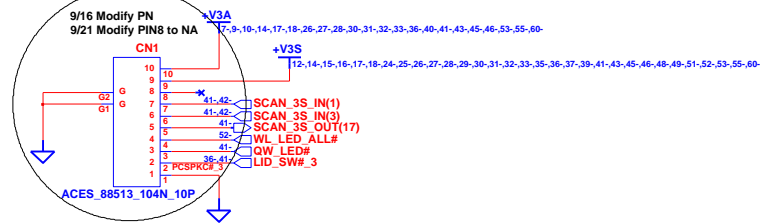
8



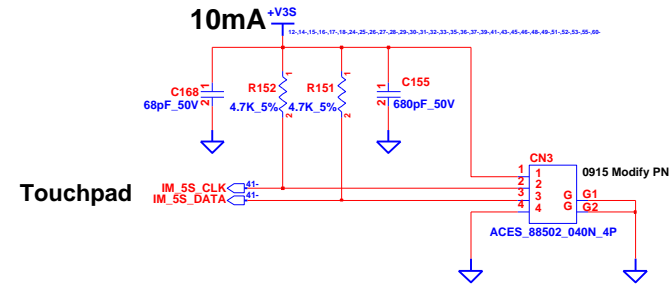
INVENTEC			
TITLE JOURNEY			
SIZE A3	CODE CS	DOC. NUMBER 1310A2406601-0-MTR	REV R01
CHANGE by LIN.YT		29-Sep-2010	
SHEET 54		OF 60	

# Wire to board Conn on MB

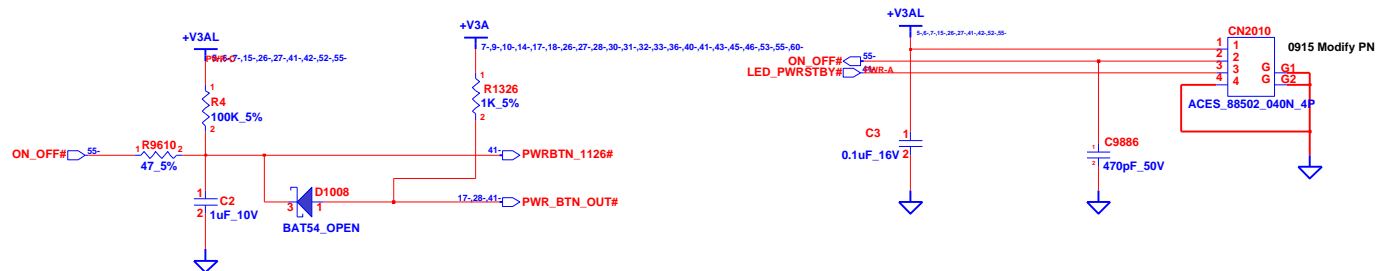
## MB to Launch BOARD



## MB to PICK Button BOARD



## MB to POWER BOARD

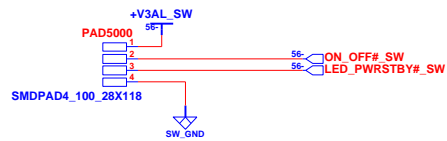


INVENTEC			
TITLE JOURNEY CARD READER			
SIZE	CODE	DOC. NUMBER	REV
A3	CS	1310A2406601-0-MT	R01
CHANGE by		SHEET	OF
LIN.YT		55	60

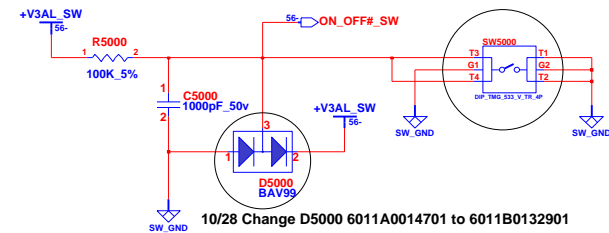
29-Sep-2010

# DB Power Board

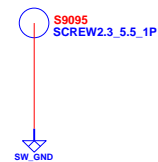
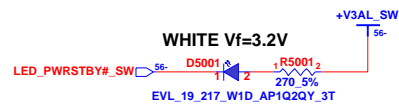
## PWR SW W/B CONN



## Power Button



## Power / Standby LED

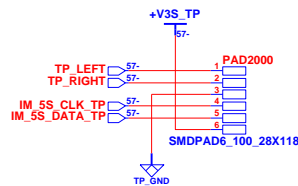


INVENTEC			
TITLE JOURNEY			
SIZE A3	CODE CS	DOC. NUMBER 1310A2406601-0-MT	REV R01
CHANGE by LIN.YT		29-Sep-2010	
SHEET 56		OF 60	

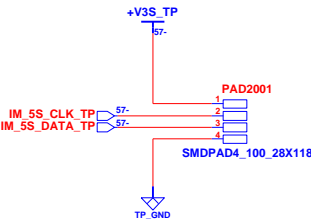


# DB PICK Button Board

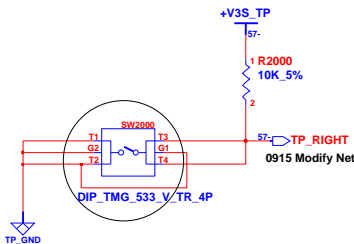
To Touchpad Module



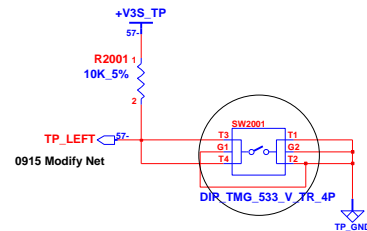
To MB KBC



RIGHT BUTTON



LEFT BUTTON



FIX9021  
FIX\_MASK

FIX9022  
FIX\_MASK

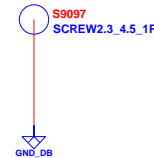
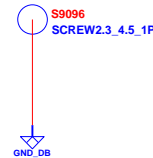
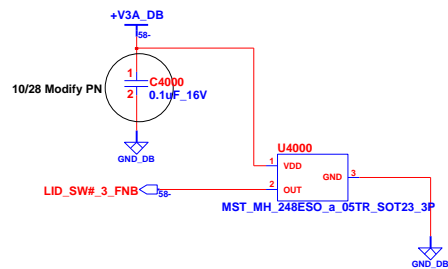
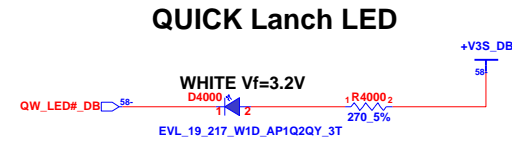
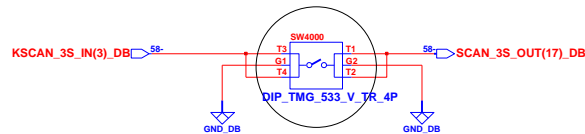
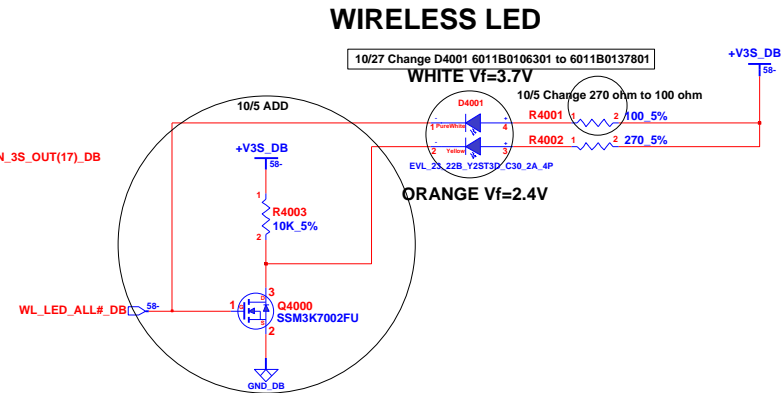
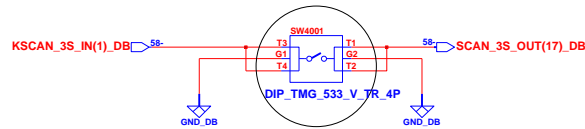
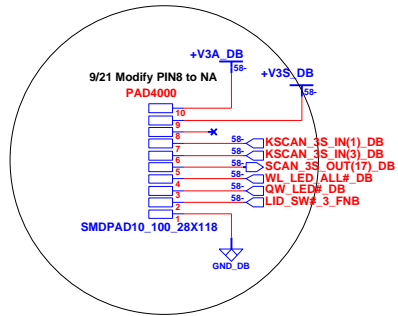
**INVENTEC**

TITLE **JOURNEY**

SIZE	CODE	DOC. NUMBER	REV
A3	CS	1310A2406601-0-MT	R01
SHEET		57	OF 60

CHANGE by **LIN.YT** 26-Oct-2010

# DB LAUNCH BOARD(Wireless LED & Quick LED H-SENSOR)



**INVENTEC**

TITLE **JOURNEY**

SIZE	CODE	DOC. NUMBER	REV
A3	CS	1310A2406601-0-MT	R01

CHANGE by **LIN.YT** 29-Sep-2010

SHEET 58 OF 60

	1	2	3	4	5	6	7	8	
A	<div>DB DIGITAL MIC Board</div>								A
B	<div><div>9/20 DEL</div></div>								B
C									C
D									D
E									E
F									F
	1	2	3	4	5	6	7	8	

INVENTEC			
TITLE JOURNEY			
SIZE A3	CODE CS	DOC. NUMBER 1310A2406601-0-MT	REV R01
CHANGE by LIN.YT		29-Sep-2010	
SHEET 59		OF 60	

