

NOZOMI-3 SWG SDV2 LOGIC SCHEMATICS

1.TITLE PAGE

2.EC HISTORY

3.CPU(1/8) : DMI/EDP/PEG/FDI

4.CPU(2/8) : CLK/MISC/JTAG

5.CPU(3/8) : DDR3 CHANNEL- A

6.CPU(4/8) : DDR3 CHANNEL- B

7.CPU(5/8) : PROCESSOR POWER

8.CPU(6/8) : GRAPHICS POWER

9.CPU(7/8) : GND

10.CPU(8/8) : CFG/RESERVED

11.XDP CONNECTOR

12.DDR3 SO DIMM CHANNEL-A

13.DDR3 SO DIMM CHANNEL-B

14.DDR3 DECOUPLING

15.N12M-NS(1/6) : PEG I/F

16.N12M-NS(2/6) : DIGITAL OUT I/F

17.N12M-NS(3/6) : VRAM I/F

18.N12M-NS(4/6) : GPIO

19.N12M-NS(5/6) : POWER

20.N12M-NS(6/6) : GND

21.VRAM CHANNEL-A

22.DYNAMIC MEMORY TERMINATION

23.PCH(1/9) : HDA/JTAG/SPI/SATA

24.PCH(2/9) : PCI-E/SMBUS/CLK

25.PCH(3/9) : DMI/FDI/PM

26.PCH(4/9) : LVDS/CRT/DDI

27.PCH(5/9) : PCI/USB/NVRAM

28.PCH(6/9) : GPIO/NCTF/RSVD

29.PCH(7/9) : POWER

30.PCH(8/9) : POWER

31.PCH(9/9) : GND

32.LCD CONNECTOR

33.RGB SWITCH

34.EXT CRT INTERFACE

35.DISPLAY PORT CONNECTOR

36.LVDS SWITCH

37.DISPLAY PORT MUX

38.RTC BATTERY

39.SATA HDD CONN

40.SATA BAY I/F CONN

41.ESATA CONNECTOR

42.USB POWER/CONN

43.AUDIO CX20672-11Z

44.AUDIO CONNECTOR

45.AUDIO JACK SENSE

46.AUDIO EXT MIC I/F

47.AUDIO SPEAKER

48.AUDIO BEEP

49.MDC CONNECTOR

50.GBE LEWISVILLE

51.GBE LAN SWITCH

52.GBE MAGNETICS

53.RJ45 CONNECTOR

54.PCIE MINI CARD SLOT

55.1394/MEDIA CARD CONTROLLER

56.MEDIA CARD INTERFACE

57.EXPRESS CARD/SMART CARD I/F

58.SLOT POWER CONTROL

59.SPI FLASH

60.DOCKING CONNECTOR

61.H8S/2113 (1/2)

62.H8S/2113 (2/2)

63.KEYBOARD CONNECTOR

64.TOUCH PAD CONNECTOR

65.WIRELESS DISABLE SW

66.FAN CONNECTOR

67.G-SENSOR

68.THINKER-1

69.TPM

NZM3H-2

VER 2.10

JUNE/08/2010

70.THERMAL SENSOR

71.EEPROM/SMBUS SW

72.DC-IN

73.BATTERY INPUT

74.BATTERY CHARGER(BQ24742)

75.CHARGE SELECTOR

76.BATTERY MONITOR

77.POWER SEQUENCE

78.DC/DC VCC5M/VCC3M(TPS51220ARSNR)

79.DC/DC VCCCPUCORE(VT1316/VT1317)

80.BLANK

81.DC/DC VCCGFXCORE_I(VT1317)

82.VCCCPUCORE DECOUPLING

83.DC/DC VCCGFXCORE_D(ADP3211)

84.DC/DC VCC1R05B_VTT(VT357)

85.DC/DC VCC1R05LAN(VT356)

86.DC/DC VCC1R5A(VT357)

87.DC/DC VCC0R75B(MAX1510)

88.DC/DC VCC1R5VIDEO(BD9139)

89.DC/DC VCC1R8B(TPS62290)

90.DC/DC VCCSA(VT356)

91.DC/DC RINKAN-2

92.LOAD SW LAN

93.LOAD SW VIDEO

94.LOAD SW AMT/ MEPWRG

95.LOAD SW B

96.LOAD SW VCC5MUBAY

97.LOAD SW WAN & WLAN

98.PTH FOR SCREW HOLES

99.BLANK

BASE LOGIC :NZM3 SWG SDV
VER 1.22
APR/26/2010

FLEX Computing			
Project Name : NZM3 SWG SDV2		Title : TITLE PAGE	
Size : C	Document Number :	Rev : 2.10	
Date : Monday, June 14, 2010		Sheet : 01	of 99

EC HISTORY

NOZOMI-3 PRE-DV :BASE LOGIC NZM1 EXT 512MB SIT VER.7.03 12/01/2009

VER.0.01 12/10/2009 APPLIED PDV_EC001
VER.0.02 12/14/2009 APPLIED PDV_EC002-012
VER.0.03 12/15/2009 APPLIED PDV_EC013-025
VER.0.04 12/16/2009 APPLIED PDV_EC026-033
VER.0.05 12/17/2009 APPLIED PDV_EC034-038
VER.0.06 12/18/2009 APPLIED PDV_EC039-041,043-45,047-054
VER.0.07 12/21/2009 APPLIED PDV_EC042,046,055-066
VER.0.08 12/22/2009 APPLIED PDV_EC067-080
VER.0.09 12/24/2009 APPLIED PDV_EC081-085
VER.0.10 12/25/2009 APPLIED PDV_EC086-089
VER.0.11 12/28/2009 APPLIED PDV_EC090-095
VER.0.12 01/06/2010 APPLIED PDV_EC096-112
VER.0.13 01/07/2010 APPLIED PDV_EC113-120
VER.0.14 01/08/2010 APPLIED PDV_EC121
VER.0.15 01/12/2010 APPLIED PDV_EC122
VER.0.16 01/13/2010 APPLIED PDV_EC123-125
VER.0.17 01/14/2010 APPLIED PDV_EC126-128,130
VER.0.18 01/15/2010 APPLIED PDV_EC131-133
VER.0.19 01/18/2010 APPLIED PDV_EC134-137

VER.0.20 01/19/2010 APPLIED PDV_EC138
VER.0.21 01/20/2010 APPLIED PDV_EC139,140
VER.0.22 01/21/2010 APPLIED PDV_EC141-146
VER.0.23 01/22/2010 APPLIED PDV_EC147,148
VER.0.24 01/25/2010 APPLIED PDV_EC149-160
VER.0.25 01/26/2010 APPLIED PDV_EC162-168
VER.0.26 01/27/2010 APPLIED PDV_EC169-176
VER.0.27 01/28/2010 APPLIED PDV_EC177-179
VER.0.28 01/29/2010 APPLIED PDV_EC180
VER.0.29 02/01/2010 APPLIED PDV_EC181-189
VER.0.30 02/02/2010 APPLIED PDV_EC190-193
VER.0.31 02/03/2010 APPLIED PDV_EC194-197
VER.0.32 02/04/2010 APPLIED PDV_EC198-202

NOZOMI-3 SDV :BASE LOGIC NZM3 PRE-DV VER.0.32 02/04/2010

VER.1.00 02/05/2010 APPLIED SDV_EC001-004
VER.1.01 02/08/2010 APPLIED SDV_EC005-007
VER.1.02 02/09/2010 APPLIED SDV_EC010
VER.1.03 02/10/2010 APPLIED SDV_EC011-013
VER.1.04 02/15/2010 APPLIED SDV_EC014
VER.1.05 02/16/2010 APPLIED SDV_EC015-019
VER.1.06 02/17/2010 APPLIED SDV_EC020-022
VER.1.07 02/18/2010 APPLIED SDV_EC024,025,027
VER.1.08 02/19/2010 APPLIED SDV_EC028,030-032
VER.1.09 02/22/2010 APPLIED SDV_EC033-035
VER.1.10 02/23/2010 APPLIED SDV_EC036-038

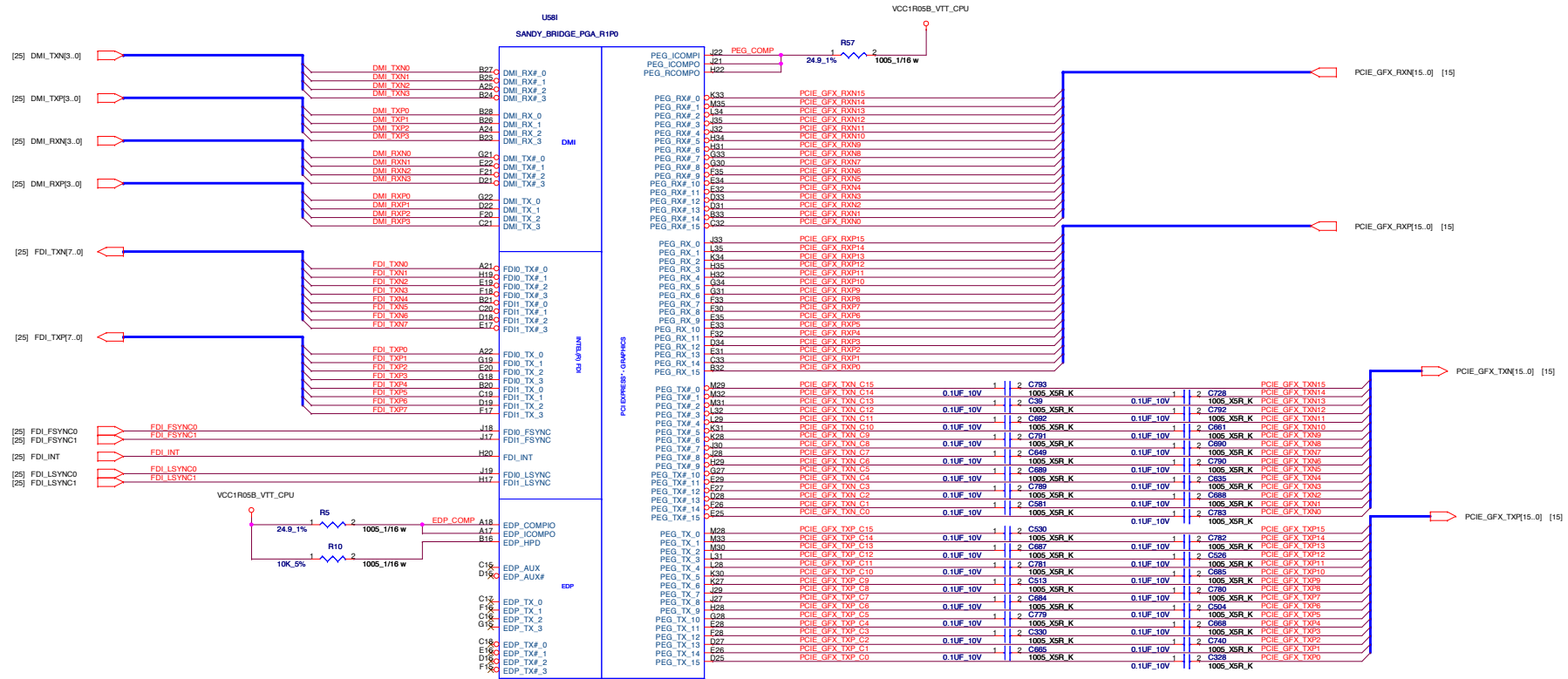
VER.1.11 03/18/2010 APPLIED SDV_EC045,046
VER.1.12 03/19/2010 APPLIED SDV_EC040-043,CNV_EC061-066
VER.1.13 03/22/2010 APPLIED SDV_EC048-052
VER.1.14 03/24/2010 APPLIED SDV_EC053-059, ECR001-003
VER.1.15 03/26/2010 APPLIED SDV_EC061
VER.1.16 04/1/2010 APPLIED SDV_EC065-075, except SDV_EC069, SDV_EC076-079
VER.1.17 04/6/2010 APPLIED SDV_EC080-084, ECR004, ECR008 and ECR009
VER.1.18 04/8/2010 APPLIED SDV_EC085-091, SDV_ECR010-013
VER.1.19 04/13/2010 APPLIED SDV_EC092-094, change PCB footprint of all resistors from xxx to xxx-R, SDV_EC103 and EC047
VER.1.20 04/16/2010 APPLIED SDV_EC105-110 and ECR023, ECR026 and ECR027
VER.1.21 04/21/2010 APPLIED ECR028

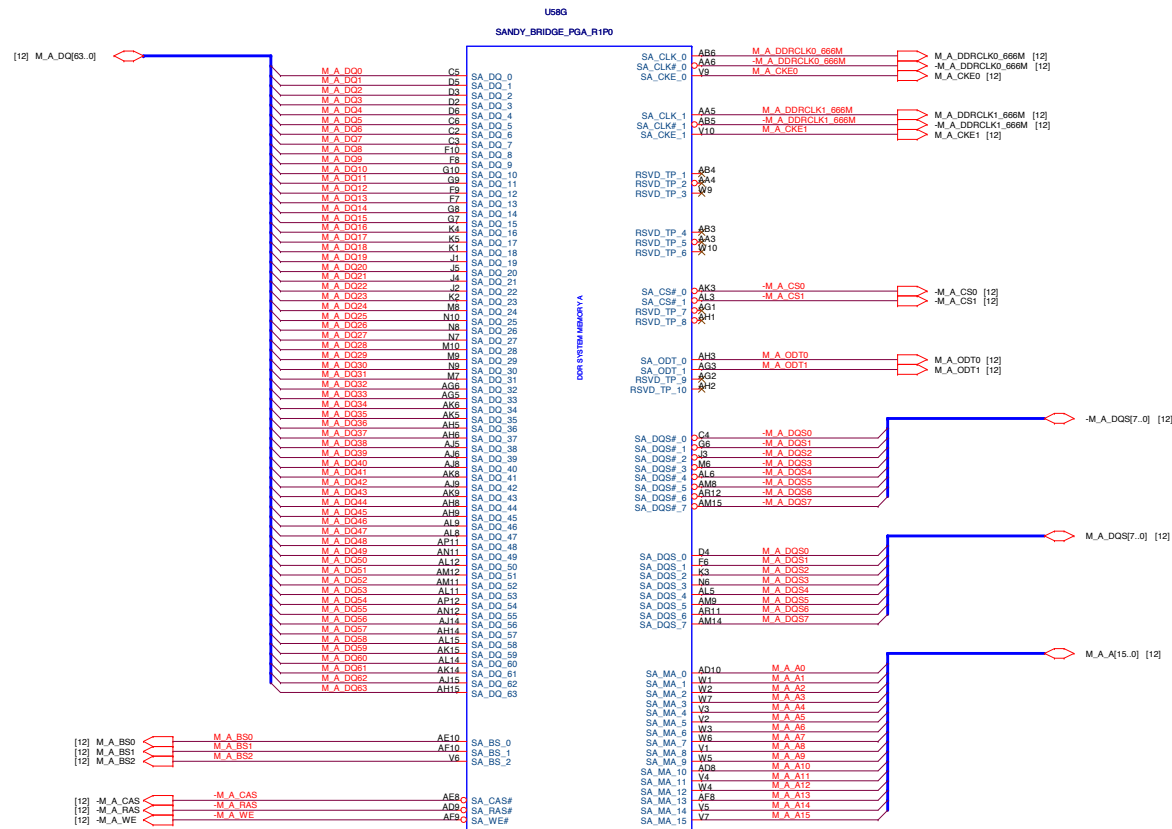
~~VER.1.22 04/26/2010 APPLIED EC111-113, EC115-117~~ NZM3_SWG_SDV2_EC077


~~NOZOMI-3 SWG SDV2 :BASE LOGIC NZM3 SWG SDV VER1.22 04/26/2010~~ NZM3_SWG_SDV2_EC077

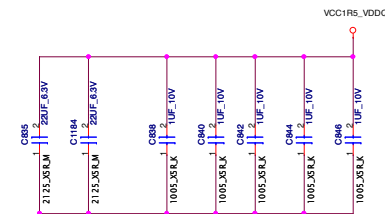
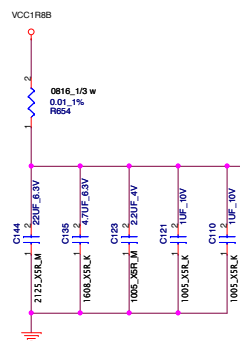
VER.2.00 04/28/2010 APPLIED NZM3_SWG_SDV2_EC003-021
VER.2.01 04/30/2010 APPLIED NZM3_SWG_SDV2_EC022-033
VER.2.02 05/04/2010 APPLIED NZM3_SWG_SDV2_EC035-061
VER.2.03 05/07/2010 APPLIED NZM3_SWG_SDV2_EC062-065
VER.2.04 05/12/2010 APPLIED NZM3_SWG_SDV2_EC066-071
VER.2.05 05/13/2010 APPLIED NZM3_SWG_SDV2_EC072
VER.2.06 05/21/2010 APPLIED NZM3_SWG_SDV2_EC073, EC076 and NZM3_SWG_SDV2_ECR001-003
VER.2.07 05/25/2010 APPLIED NZM3_SWG_SDV2_EC077,EC078, EC079, EC082, EC083, EC084, EC086, EC087, EC088, EC089 and EC095
VER.2.08 06/02/2010 APPLIED NZM3_SWG_SDV2_EC096-EC100, EC104, EC106 and EC107
VER.2.09 06/03/2010 APPLIED NZM3_SWG_SDV2_EC108-EC110
VER.2.10 06/08/2010 APPLIED NZM3_SWG_SDV2_EC105


FLEX Computing			
Project Name : NOZOMI-3 SWG SDV2		Title : EC HISTORY	
Size : C	Document Number :		Rev : 2.10
Date : Monday, June 14, 2010		Sheet : 02	of 99

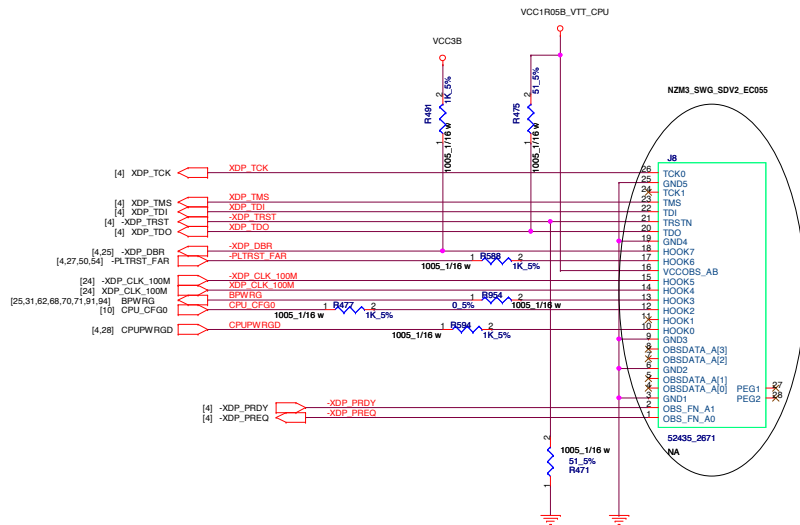












CNV_EC062

TABLE NOTE: J8 "ASM" FOR SDV1 ONLY.

SIGNAL	REF DES	ENABLE	DISABLE
TDO	R475	ASM	NO ASM
TRST#	R471	ASM	ASM
DBRST#	R491	ASM	ASM
RESET#	R588	ASM	NO ASM
CFG0	R477	ASM	NO ASM
PWRGD	R594	ASM	NO ASM
BPWRG	R954	ASM	NO ASM
	J8	ASM	NO ASM

LOGIC

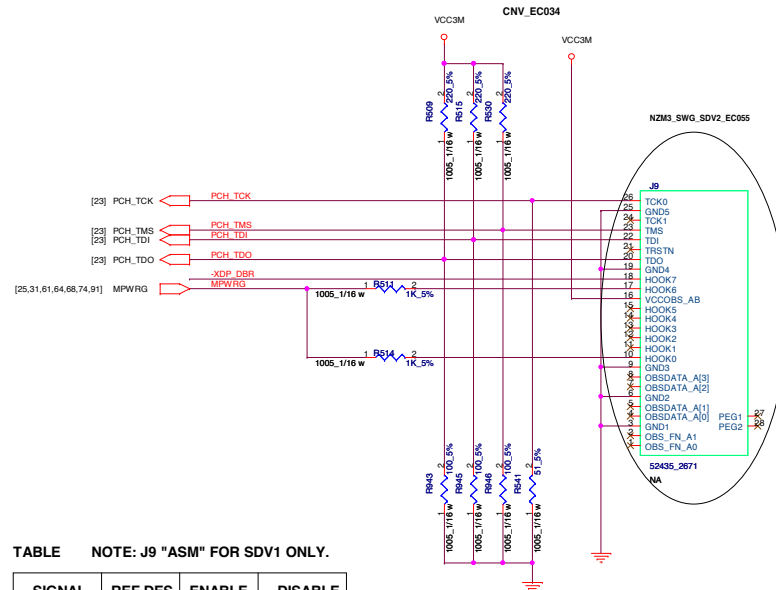
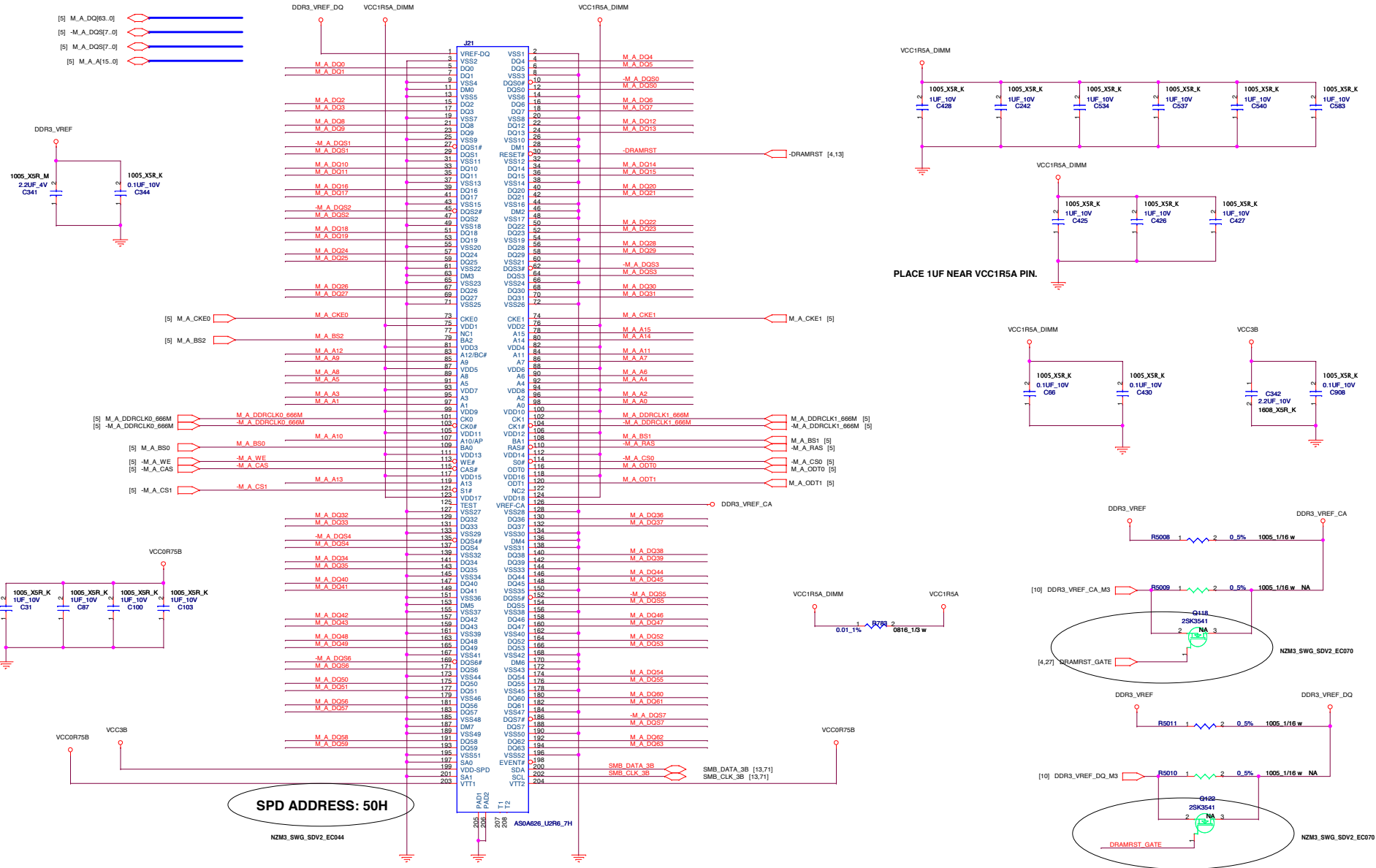
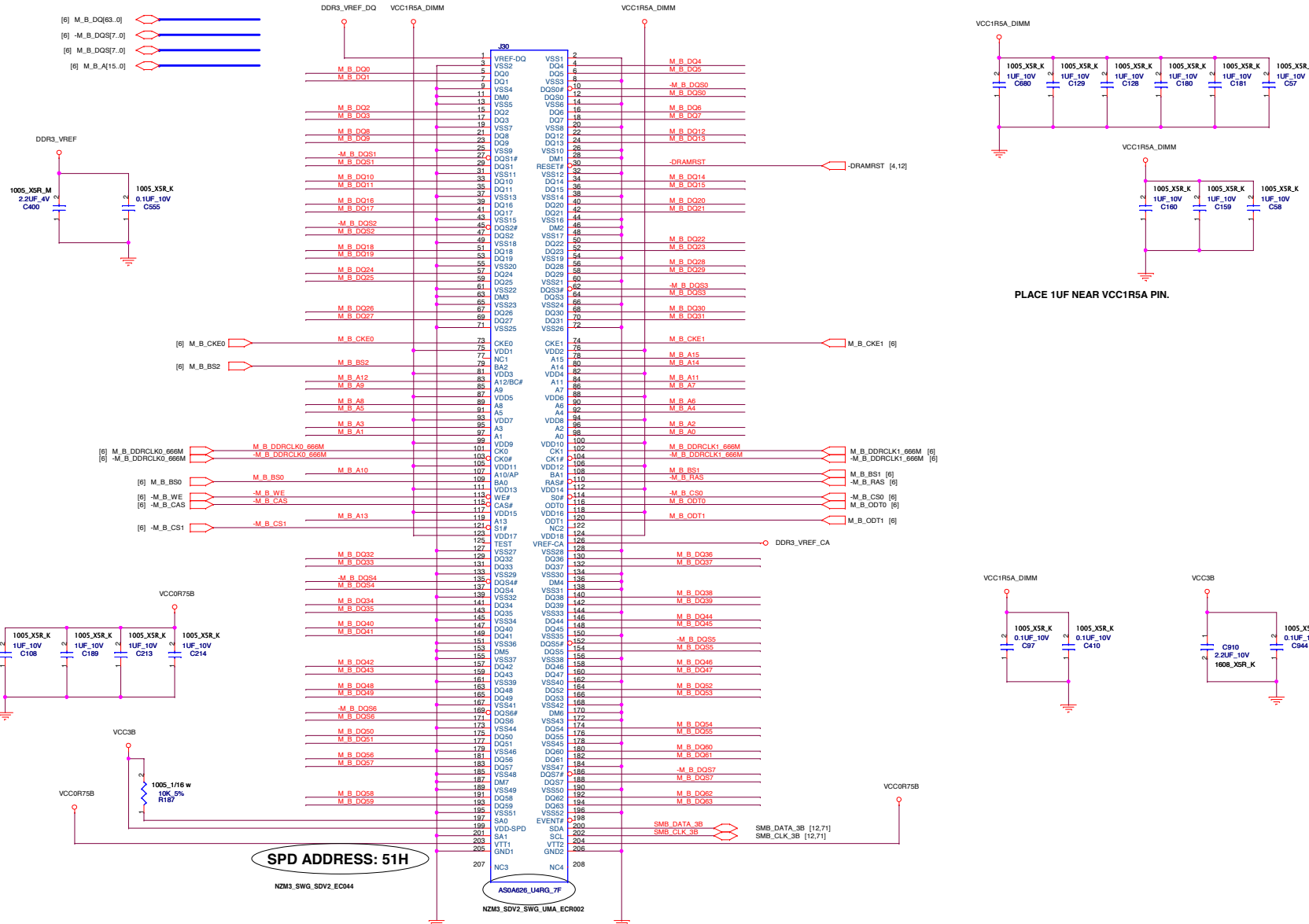


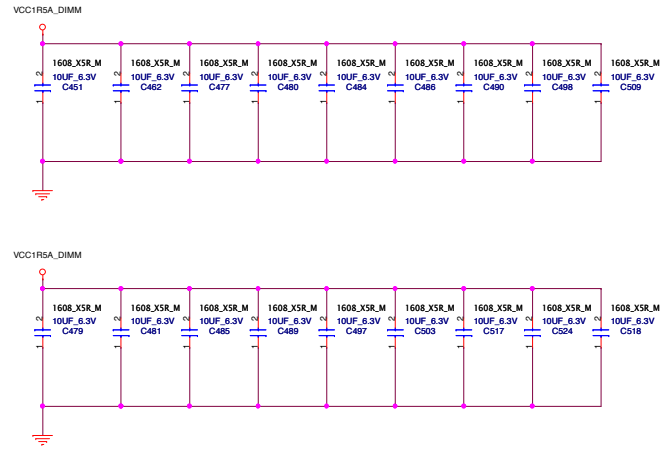
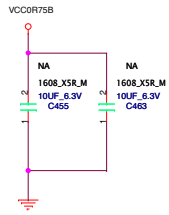
TABLE NOTE: J9 "ASM" FOR SDV1 ONLY.

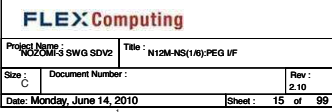
SIGNAL	REF DES	ENABLE	DISABLE
TDO	R509	200	NO ASM
	R943	100	NO ASM
TMS	R530	220	NO ASM
	R946	100	NO ASM
TDI	R515	220	NO ASM
	R945	100	NO ASM
TCK	R541	51	51
MPWRG	R511	ASM	NO ASM
	R514	ASM	NO ASM
	J9	ASM	NO ASM

LOGIC

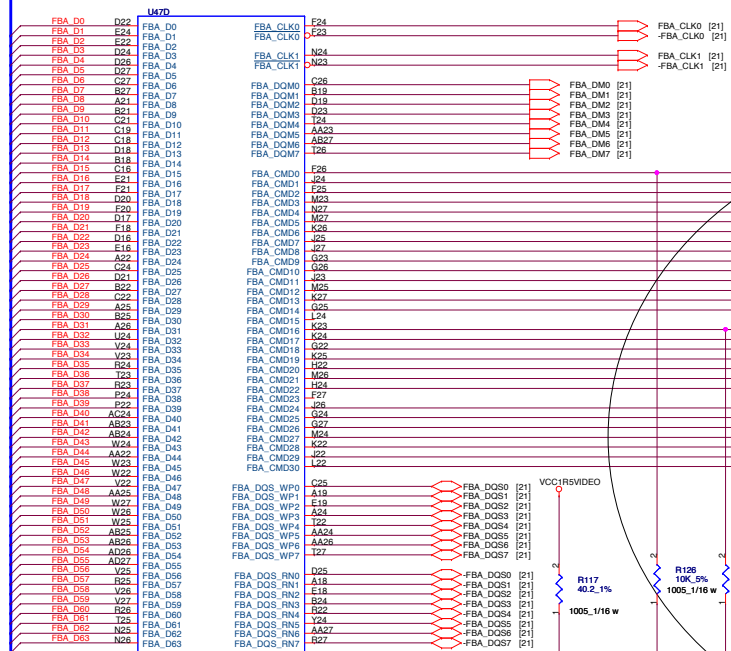




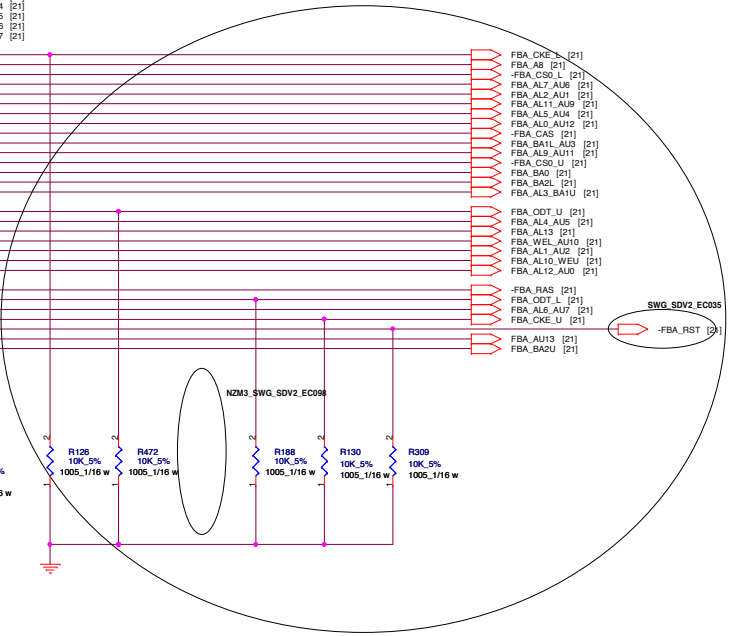




[21] FBA_D[63:0]

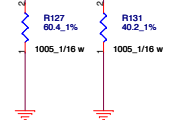


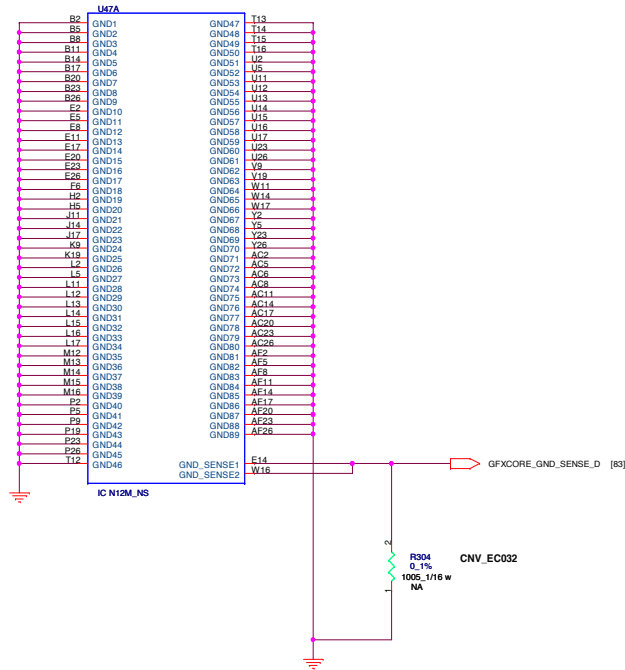
NZM3_SWG_SDV2_EC006

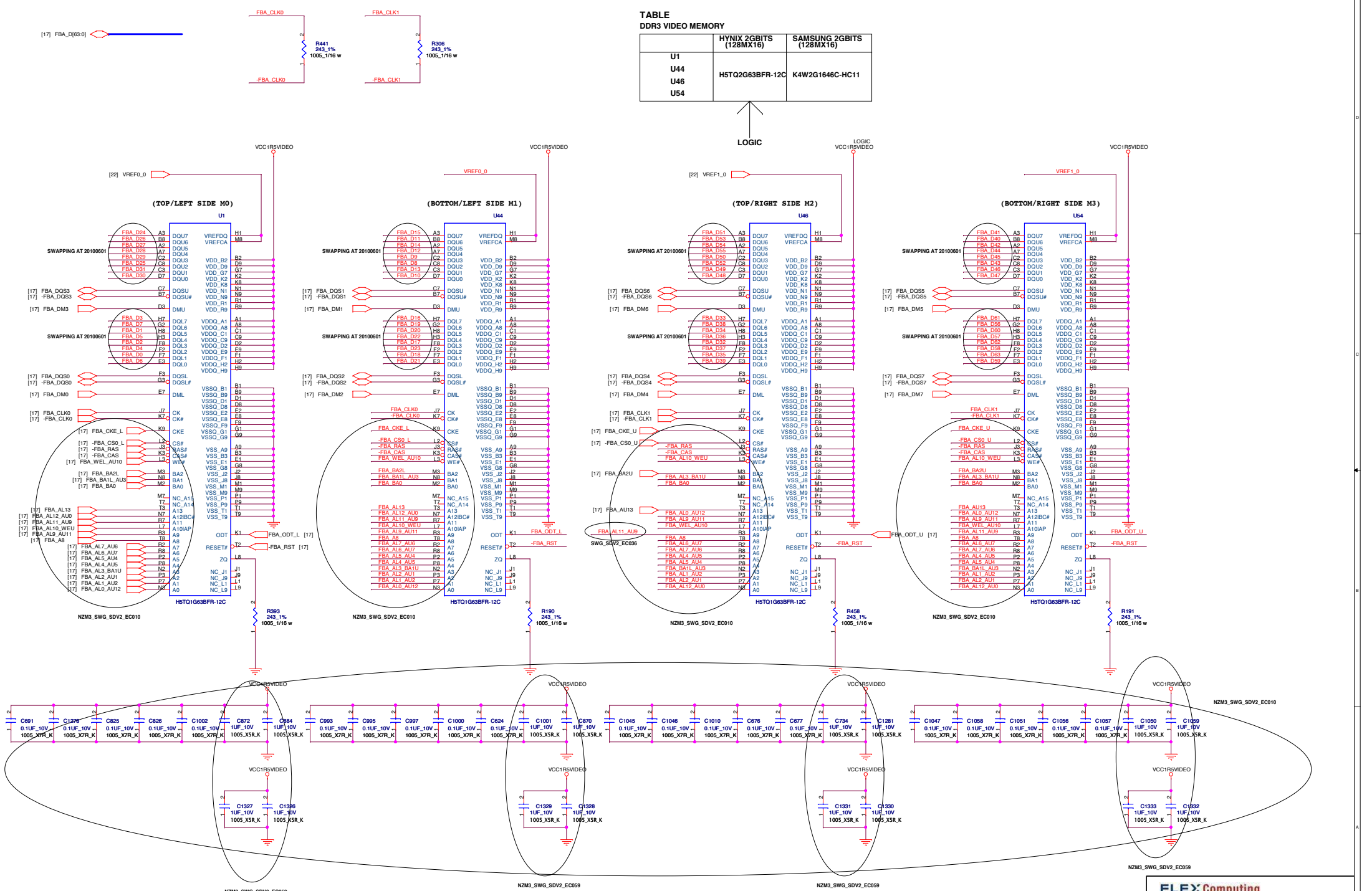


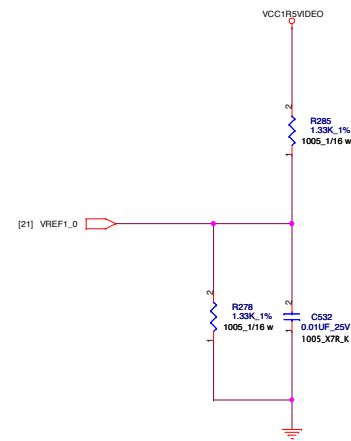
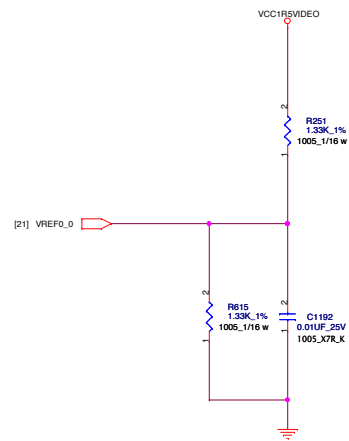
SWG_SDV2_EC005

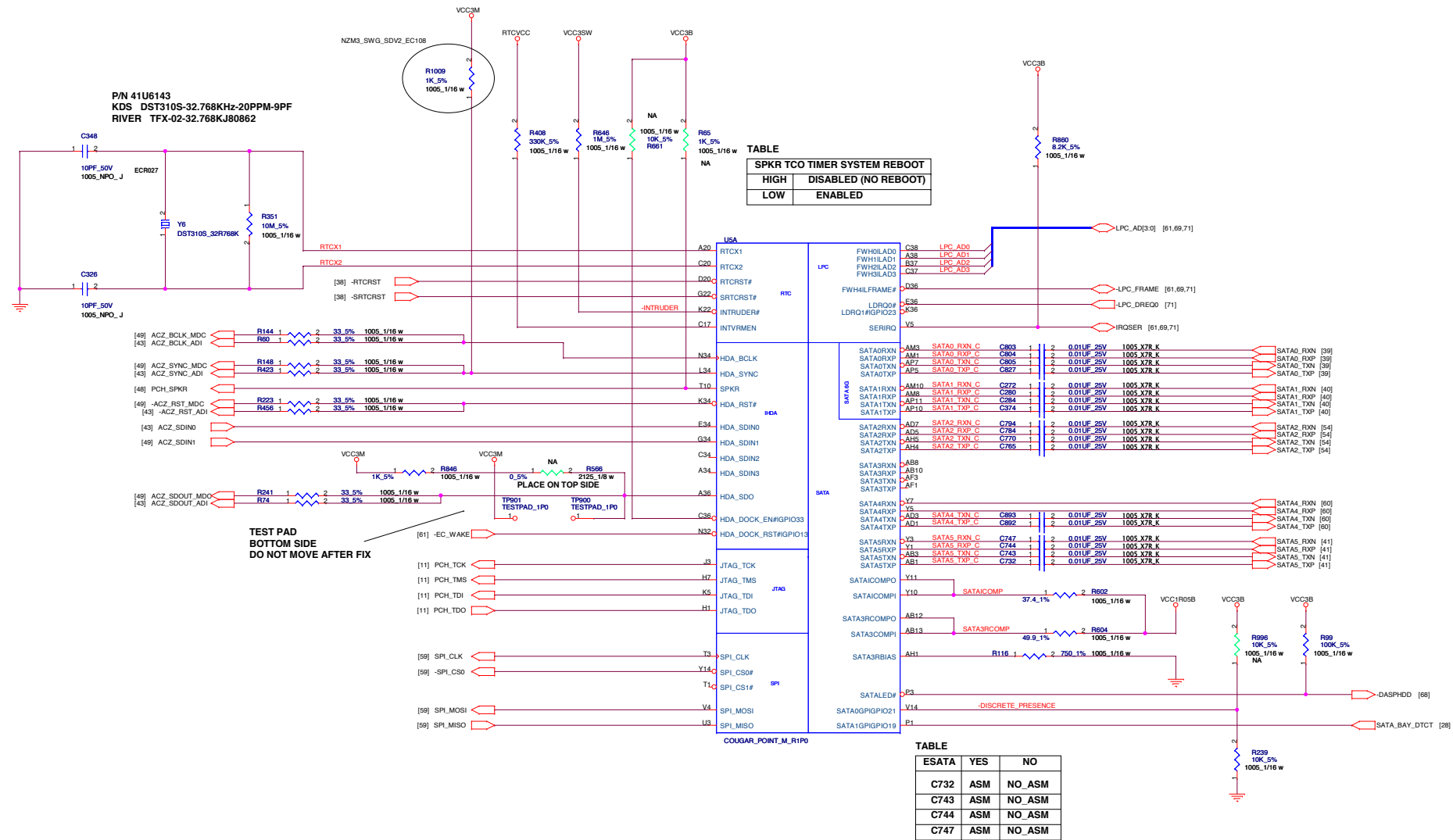
IC N12M_NS

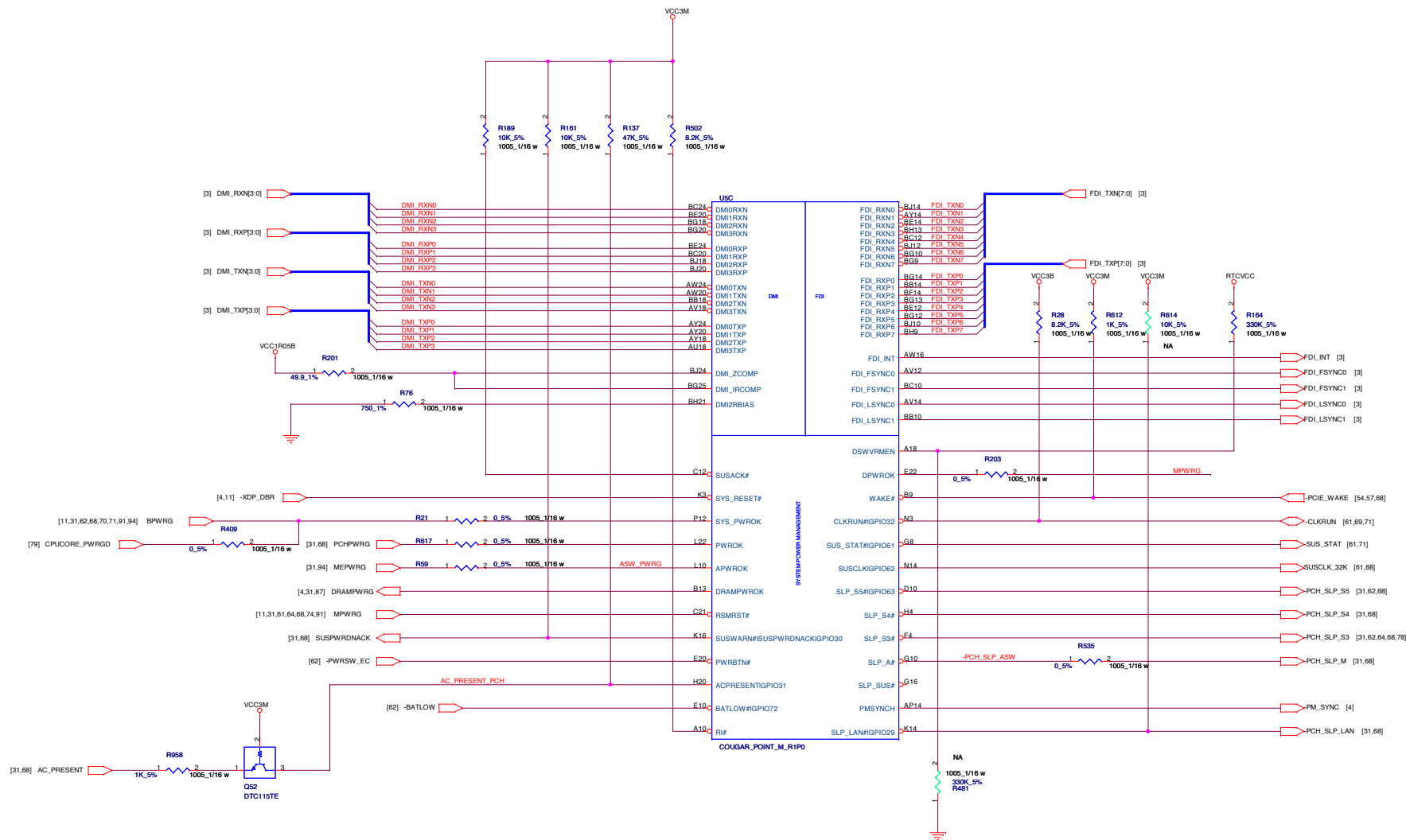










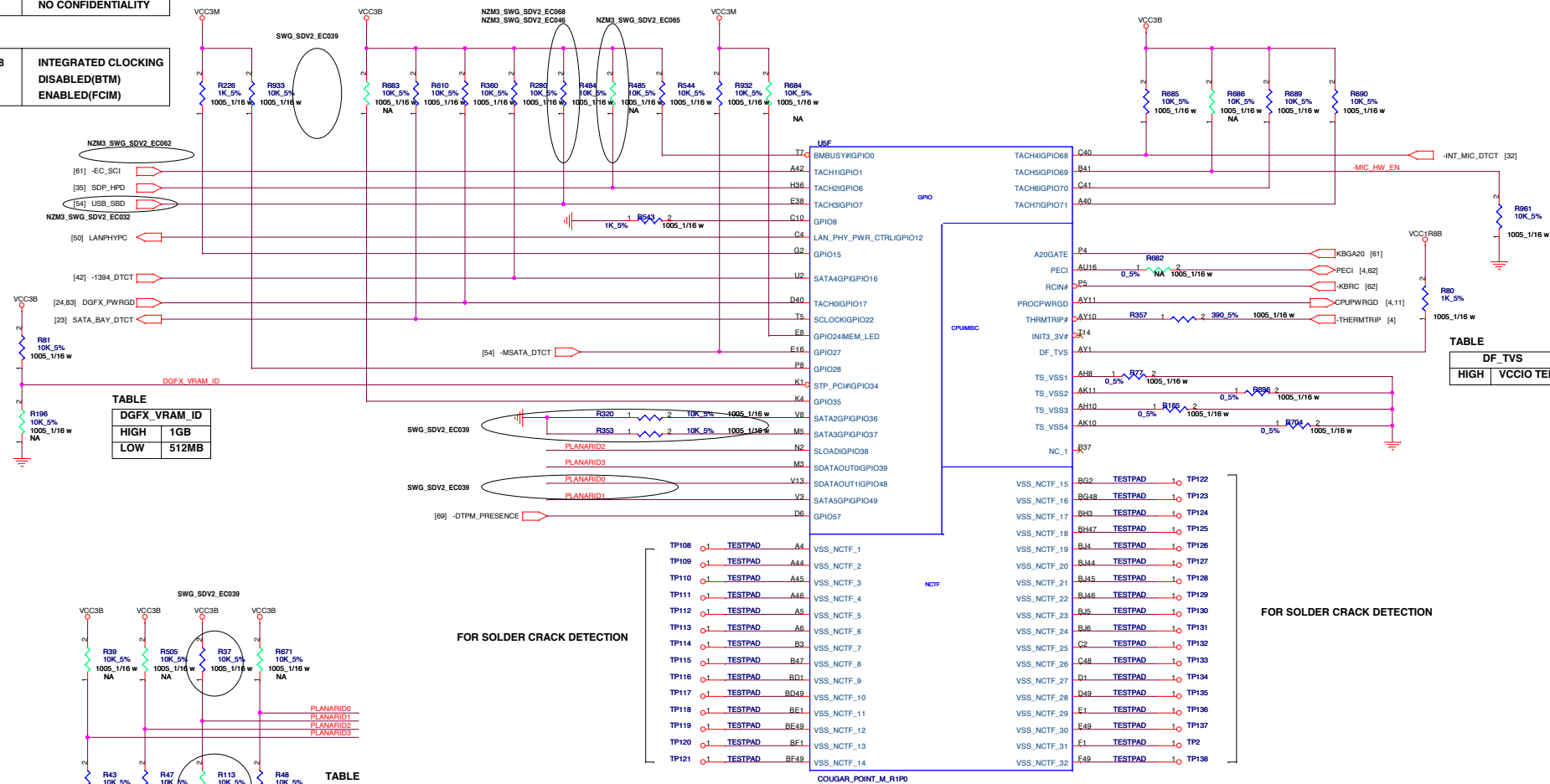


TABLE

GPIO15	ME CRYPTO STRAP
HIGH	WITH CONFIDENTIALITY
LOW	NO CONFIDENTIALITY

TABLE

GPIO8	INTEGRATED CLOCKING
HIGH	DISABLED(BTM)
LOW	ENABLED(FCIM)



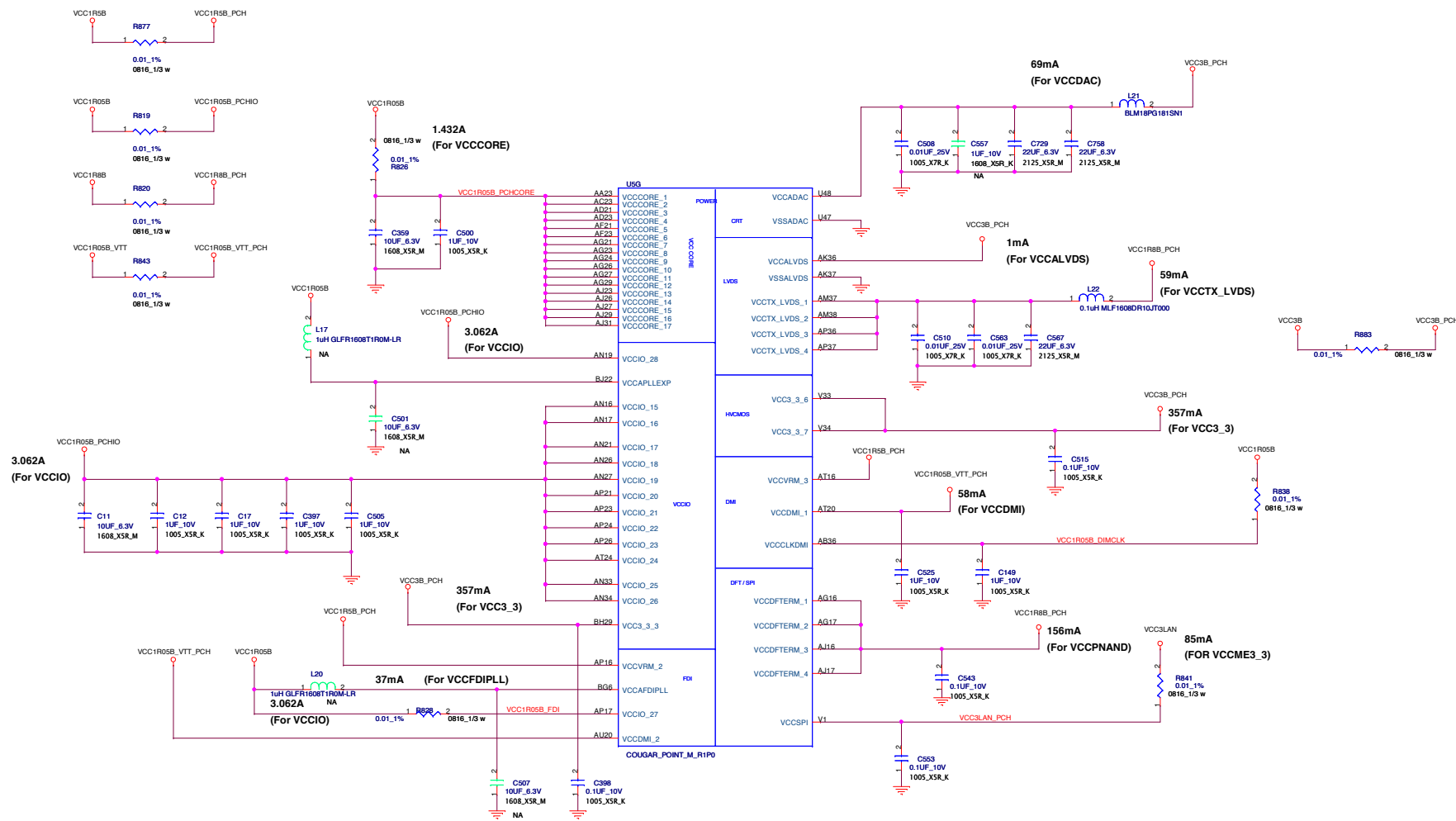
DGFV VRAM_ID	
LEVEL	VRAM_ID
HIGH	1GB
LOW	512MB

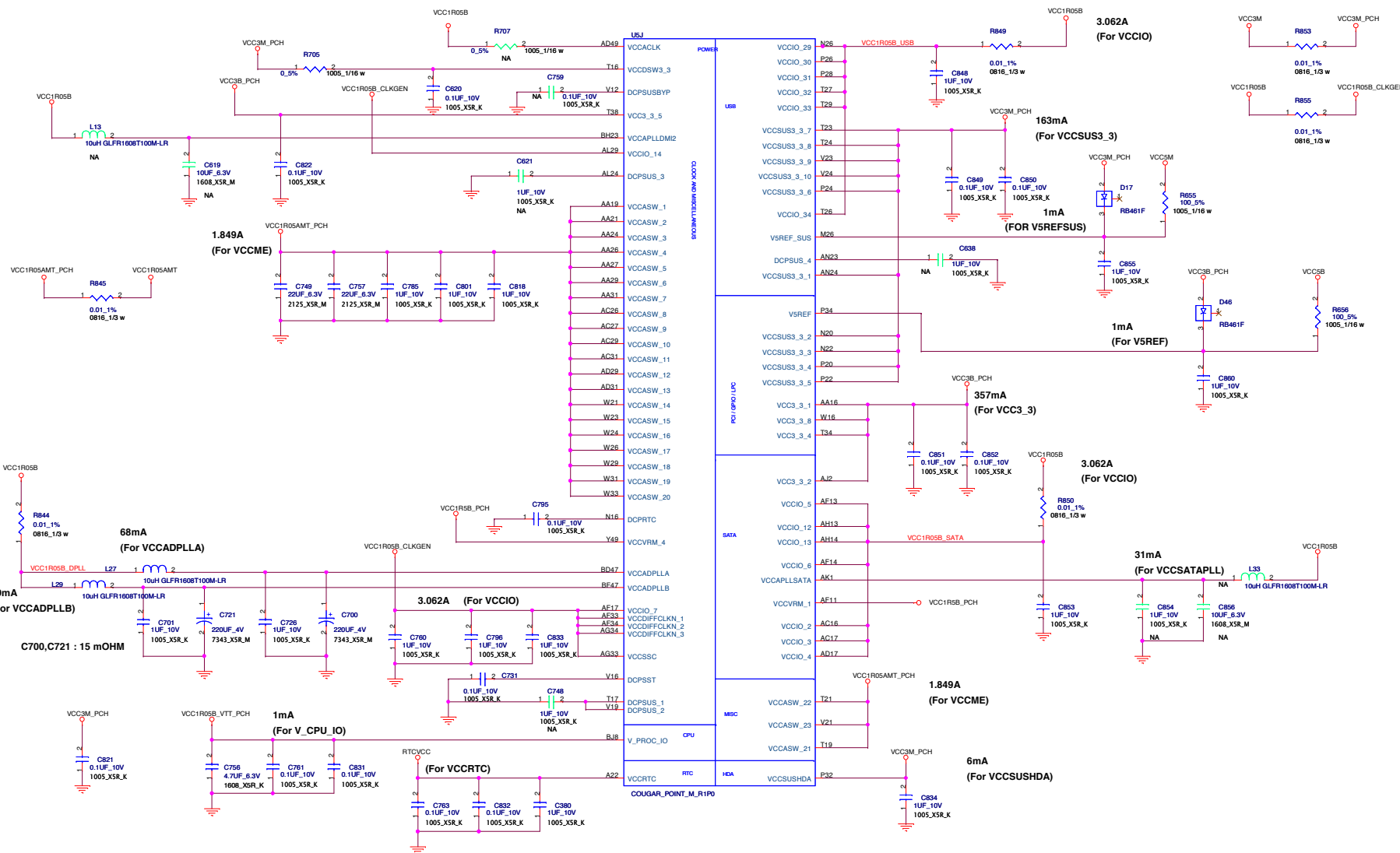
PLANAR ID	
LEVEL	PLANAR ID
1	R39 R505 R37 R671
0	R43 R47 R113 R48

PLANAR ID[3..0]	
LEVEL	PLANAR ID
PDV	0000B
SDV	0000B/0001B
SDV2	0010B

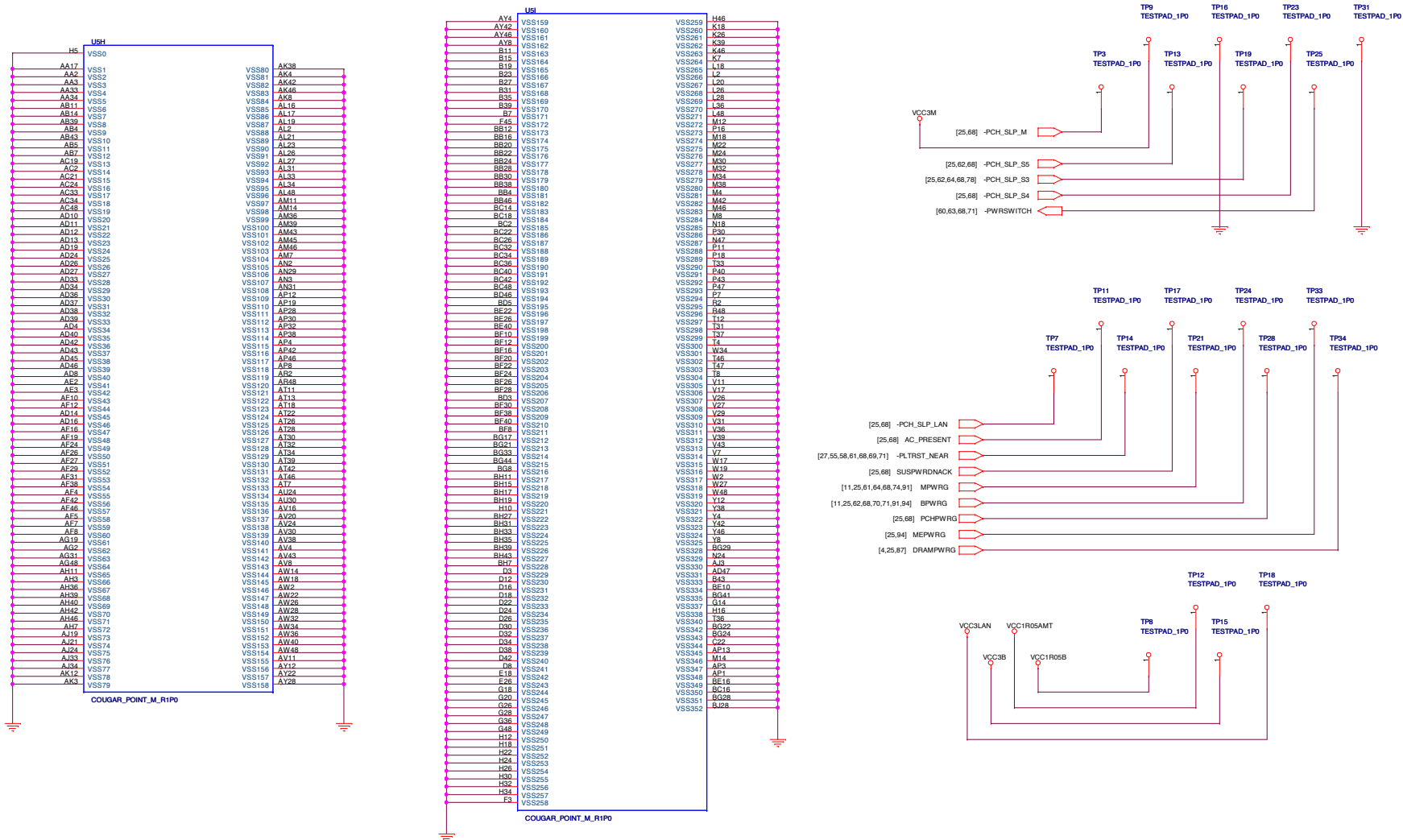
DF_TVS	
LEVEL	VCCIO TERMINATION
HIGH	
LOW	

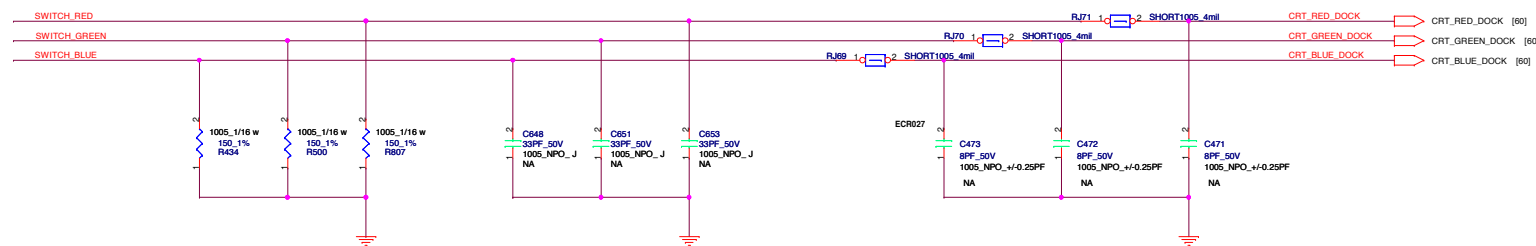
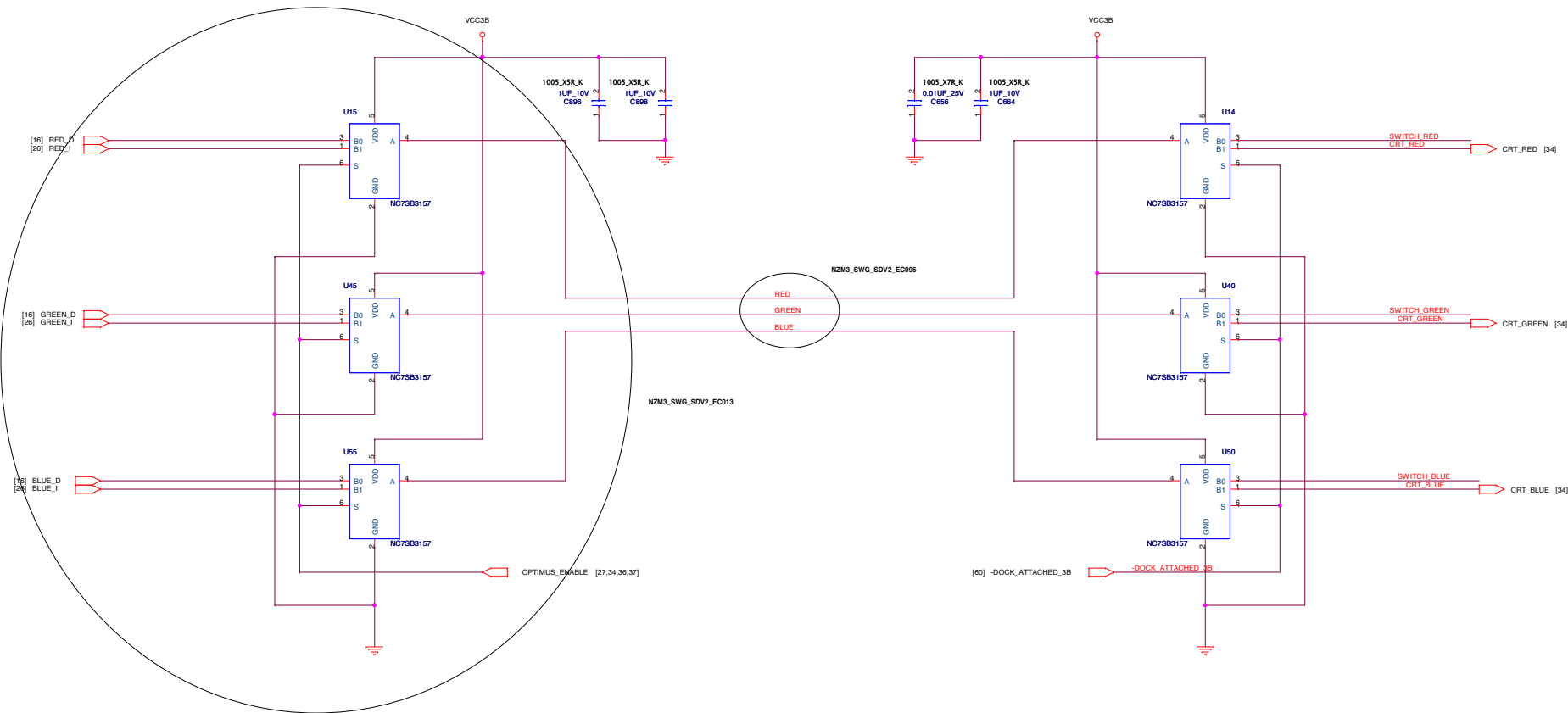
FOR SOLDER CRACK DETECTION

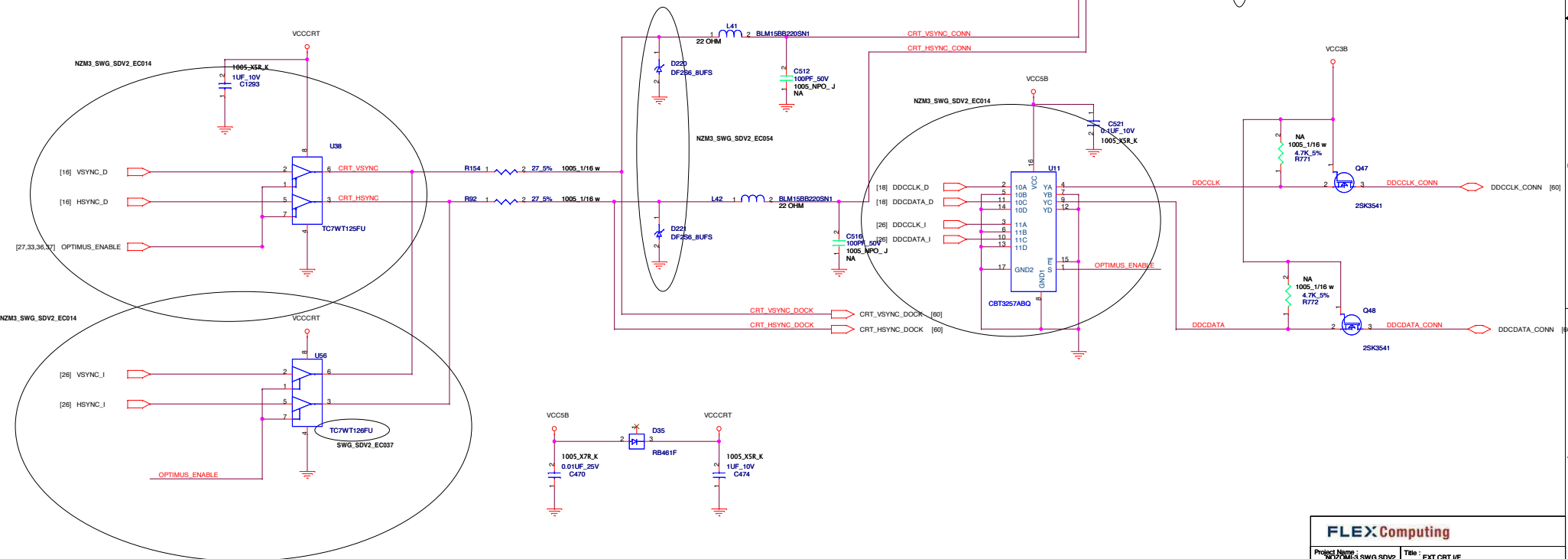
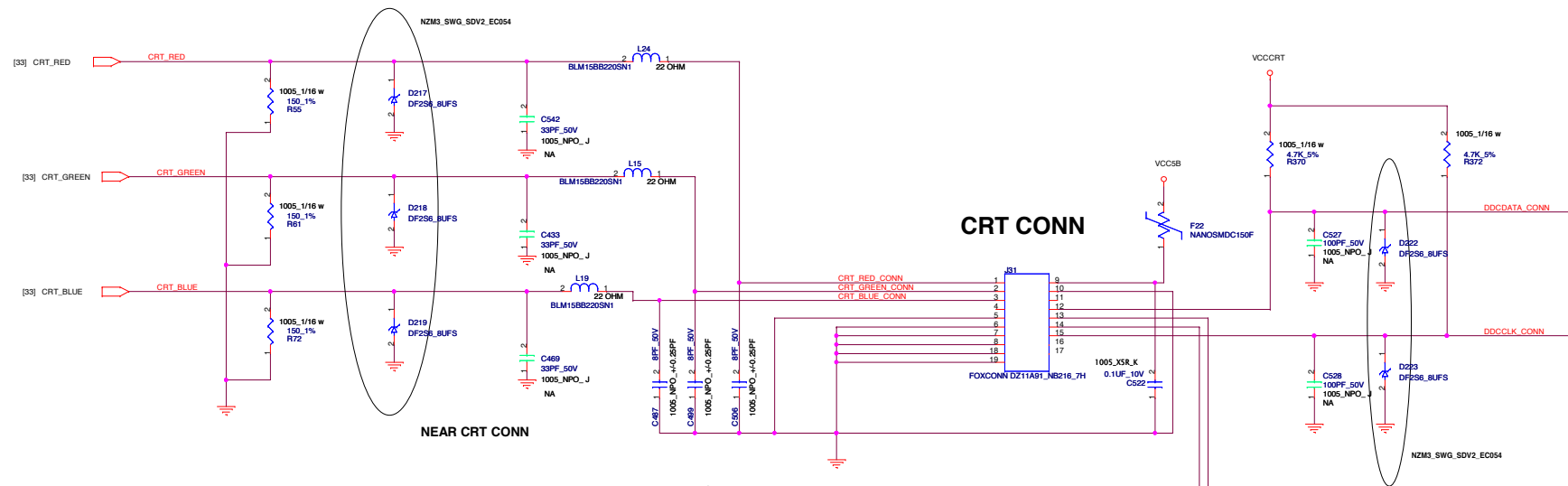




TEST PAD FOR METS/APS







NZM3_SWG_SDV2_EC071
NZM3_SWG_SDV2_EC015

VCC5B

C488
0.1UF_10V
1005_X5R_K

C468 1
C659 1
2 0.1UF_10V 1005_X5R_K
2 0.1UF_10V 1005_X5R_K

U6
A1
A2
OE1
OE2
B1
B2
GND
VCC
TC7WB126FK

DVI_DONGLE_DTCT

NZM3_SWG_SDV2_EC071

VCC3VIDEO

R1029
1M_5%
1005_1/16 w

NZM3_SWG_SDV2_EC064

R1030
100K_5%
1005_1/16 w
NA

NZM3_SWG_SDV2_EC047

Q26
2SK3541

1005_1/16 w
100K_5%
R1037

NZM3_SWG_SDV2_EC047

VCC3B

1005_1/16 w
100K_5%
R94

1005_1/16 w
100K_5%
R96

D224
DF258_8UF5

D225
DF258_8UF5

D226
DF258_8UF5

NZM3_SWG_SDV2_EC054

NZM3_SWG_SDV2_EC015
NZM3_SWG_SDV2_EC047
NZM3_SWG_SDV2_EC071

FOR SYSTEM DP NEAR DP CONN

[16] IFPC_DP3N	C339	2	1	0.1UF_10V	1005_X5R_K	DP3N
[16] IFPC_DP3P	C323	2	1	0.1UF_10V	1005_X5R_K	DP3P
[16] IFPC_DP2N	C317	2	1	0.1UF_10V	1005_X5R_K	DP2N
[16] IFPC_DP2P	C312	2	1	0.1UF_10V	1005_X5R_K	DP2P
[16] IFPC_DP1N	C277	2	1	0.1UF_10V	1005_X5R_K	DP1N
[16] IFPC_DP1P	C228	2	1	0.1UF_10V	1005_X5R_K	DP1P
[16] IFPC_DP0N	C226	2	1	0.1UF_10V	1005_X5R_K	DP0N
[16] IFPC_DP0P	C218	2	1	0.1UF_10V	1005_X5R_K	DP0P

DP CONN

NZM3_SWG_SDV2_EC097

DP3P
DP3N
DP2P
DP2N
DP1P
DP1N
DP0P
DP0N

J6A
HPD
AUXP
AUXN
LANE_3P
LANE_3N
LANE_2P
LANE_2N
LANE_1P
LANE_1N
LANE_0P
LANE_0N

TYCO 2023428_1

1005_1/16 w
5 M_5%
R93

C67
0.01UF_25V
1005_X7R_K
NA

C138
1608_X5R_K

1005_1/16 w
1M_5%
R97

0.1UF_25V

C112
0.1UF_10V
1005_X5R_K

VCC3VIDEO_DP

DVI_DONGLE_DTCT

D86
RCLAMP0524P
NA

NEAR DP CONN

D88
RCLAMP0524P
NA

NEAR DP CONN

D85
RCLAMP0522P
NA

NEAR DP CONN

VCC3B

F18
NANOSMD150F

VCC3B_DRV

1005_1/16 w
470K_5%
R20

C1133
0.01UF_25V
1005_X7R_K

Q68
TPCF8002

Typ. 500mA
Max 3A

C1113
4.7UF_6.3V
1608_X5R_K

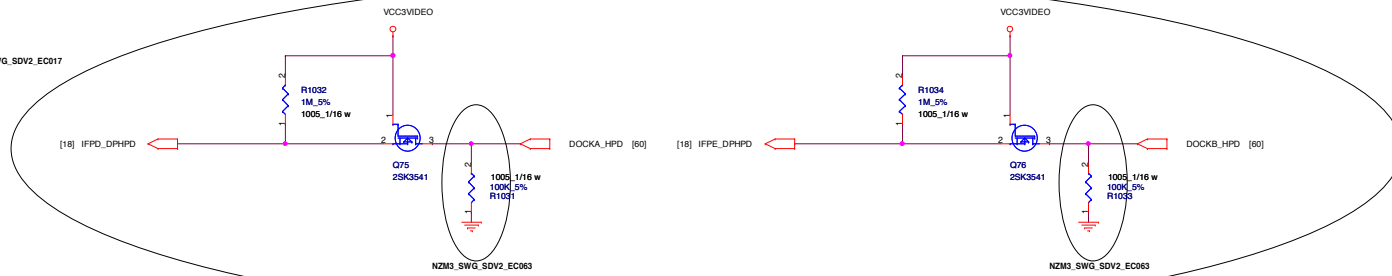
C714
100UF_6.3V
3216_X5R_M
NA

VCC3VIDEO_DP

FLEX Computing	
Project Name : NZM3_SWG_SDV2	Title : DISPLAY PORT CONN
Size : C	Document Number : Rev : 2.10
Date : Monday, June 14, 2010	Sheet : 35 of 99

www.vinafix.vn

NZM3_SWG_SDV2_EC017




NEAR DOCK CONN

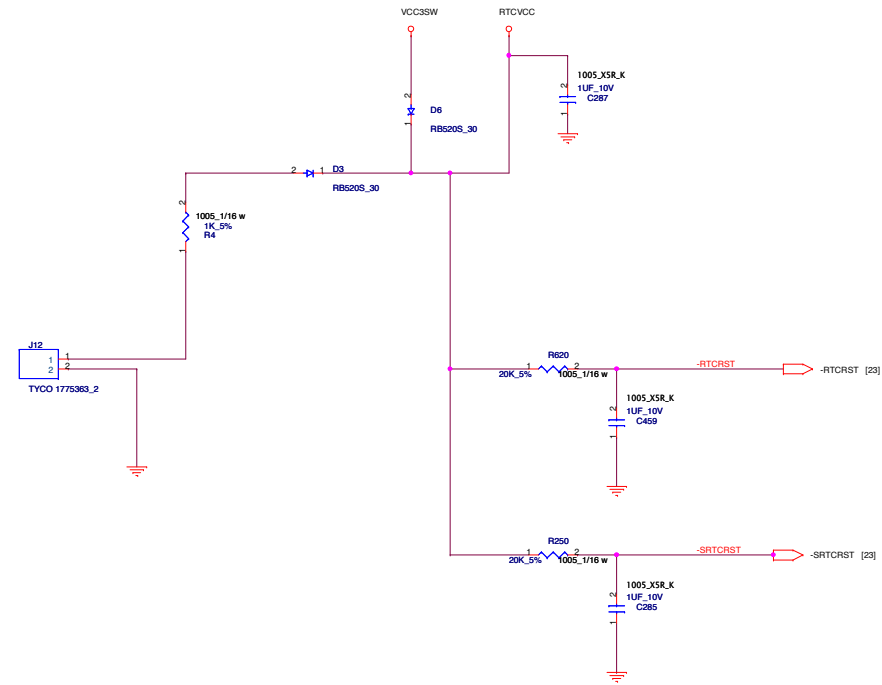
[16] IFPD_DP3N	C841	2	1	0.1UF_10V	1005_XSR_K	DOCKA_DP3N	[60]
[16] IFPD_DP3P	C843	2	1	0.1UF_10V	1005_XSR_K	DOCKA_DP3P	[60]
[16] IFPD_DP2N	C883	2	1	0.1UF_10V	1005_XSR_K	DOCKA_DP2N	[60]
[16] IFPD_DP2P	C887	2	1	0.1UF_10V	1005_XSR_K	DOCKA_DP2P	[60]
[16] IFPD_DP1N	C901	2	1	0.1UF_10V	1005_XSR_K	DOCKA_DP1N	[60]
[16] IFPD_DP1P	C900	2	1	0.1UF_10V	1005_XSR_K	DOCKA_DP1P	[60]
[16] IFPD_DP0N	C903	2	1	0.1UF_10V	1005_XSR_K	DOCKA_DP0N	[60]
[16] IFPD_DP0P	C902	2	1	0.1UF_10V	1005_XSR_K	DOCKA_DP0P	[60]

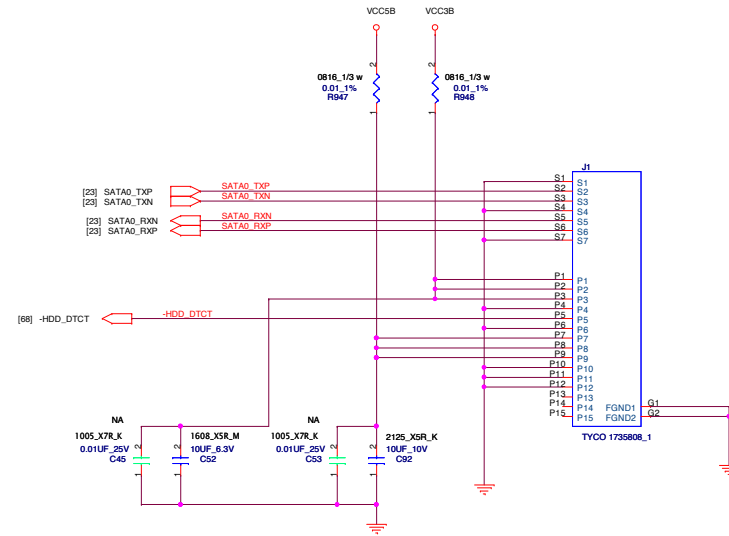
NEAR DOCK CONN

[16] IFPE_DP3N	C904	2	1	0.1UF_10V	1005_XSR_K	DOCKB_DP3N	[60]
[16] IFPE_DP3P	C907	2	1	0.1UF_10V	1005_XSR_K	DOCKB_DP3P	[60]
[16] IFPE_DP2N	C909	2	1	0.1UF_10V	1005_XSR_K	DOCKB_DP2N	[60]
[16] IFPE_DP2P	C906	2	1	0.1UF_10V	1005_XSR_K	DOCKB_DP2P	[60]
[16] IFPE_DP1N	C922	2	1	0.1UF_10V	1005_XSR_K	DOCKB_DP1N	[60]
[16] IFPE_DP1P	C920	2	1	0.1UF_10V	1005_XSR_K	DOCKB_DP1P	[60]
[16] IFPE_DP0N	C919	2	1	0.1UF_10V	1005_XSR_K	DOCKB_DP0N	[60]
[16] IFPE_DP0P	C918	2	1	0.1UF_10V	1005_XSR_K	DOCKB_DP0P	[60]

NZM3_SWG_SDV2_EC017







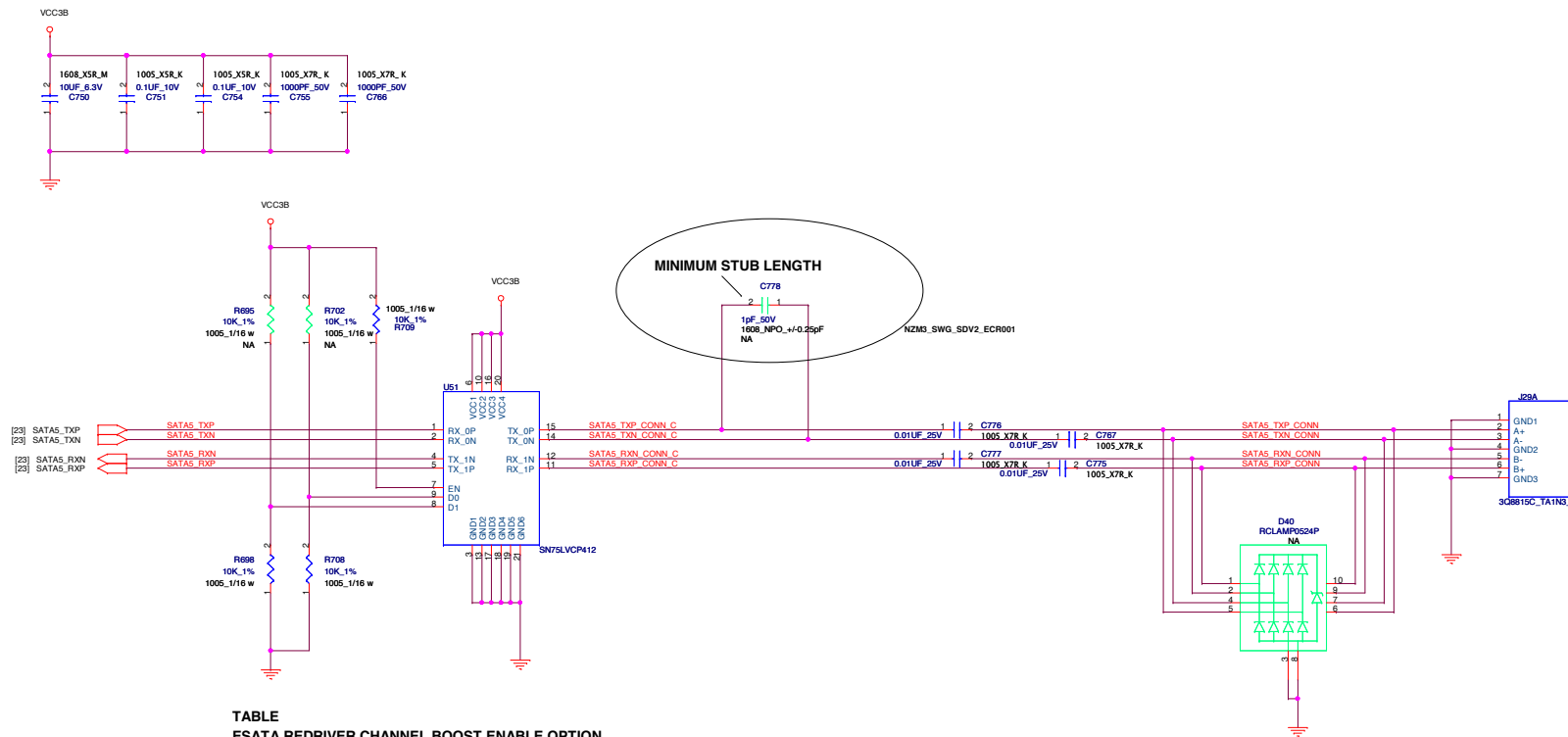


TABLE
ESATA REDRIVER CHANNEL BOOST ENABLE OPTION

EN	D0	D1	CH-0	CH-1
0	X	X	STANDBY	STANDBY
1	0	0	STANDARD	STANDARD
1	1	0	BOOST	STANDARD
1	0	1	STANDARD	BOOST
1	1	1	BOOST	BOOST

← LOGIC

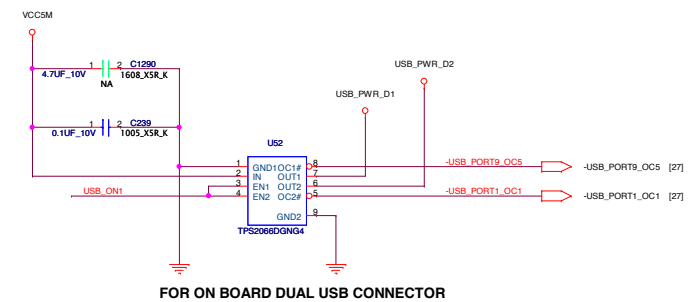
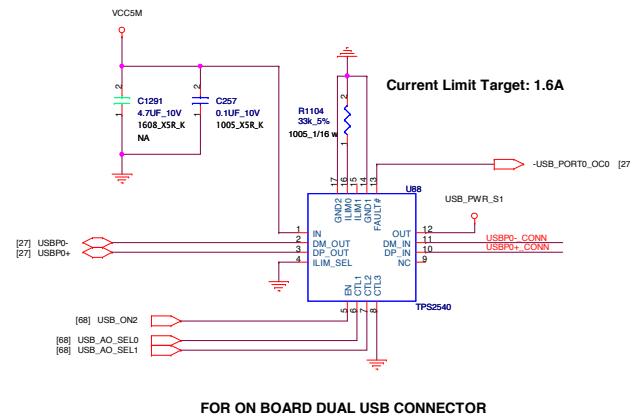
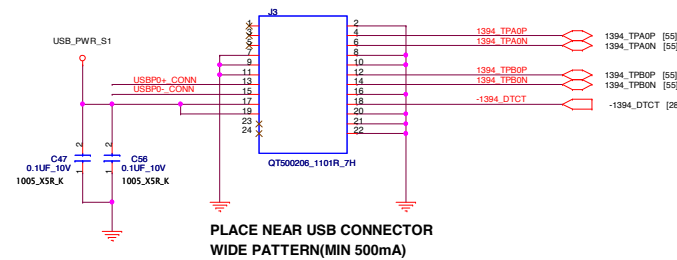
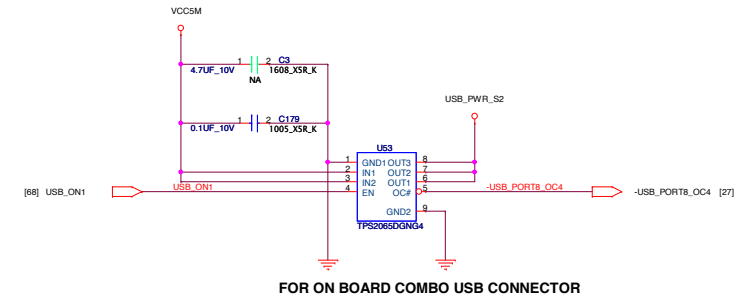
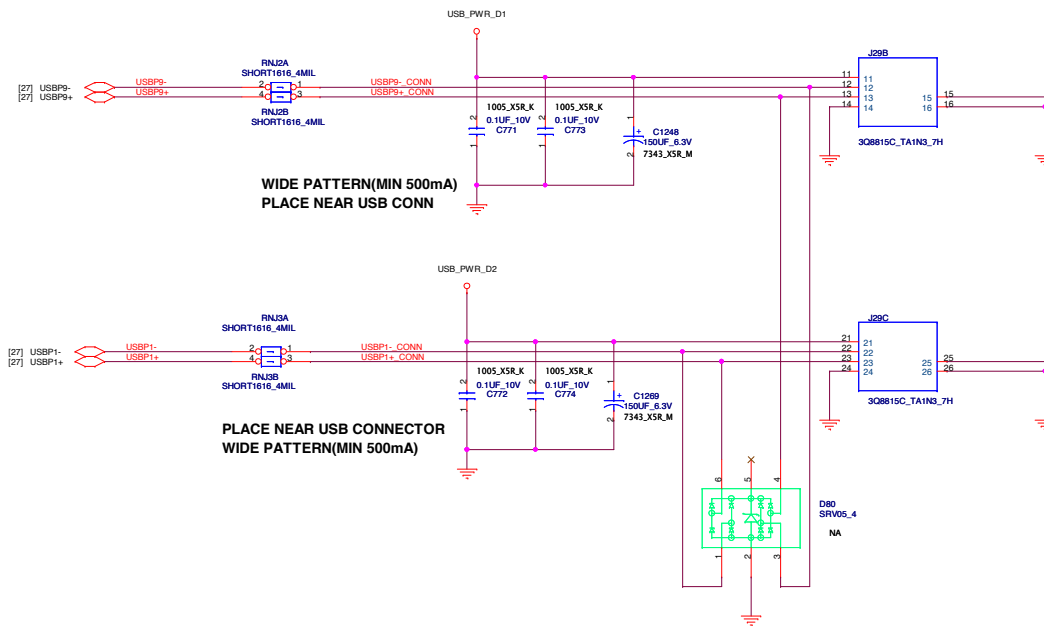
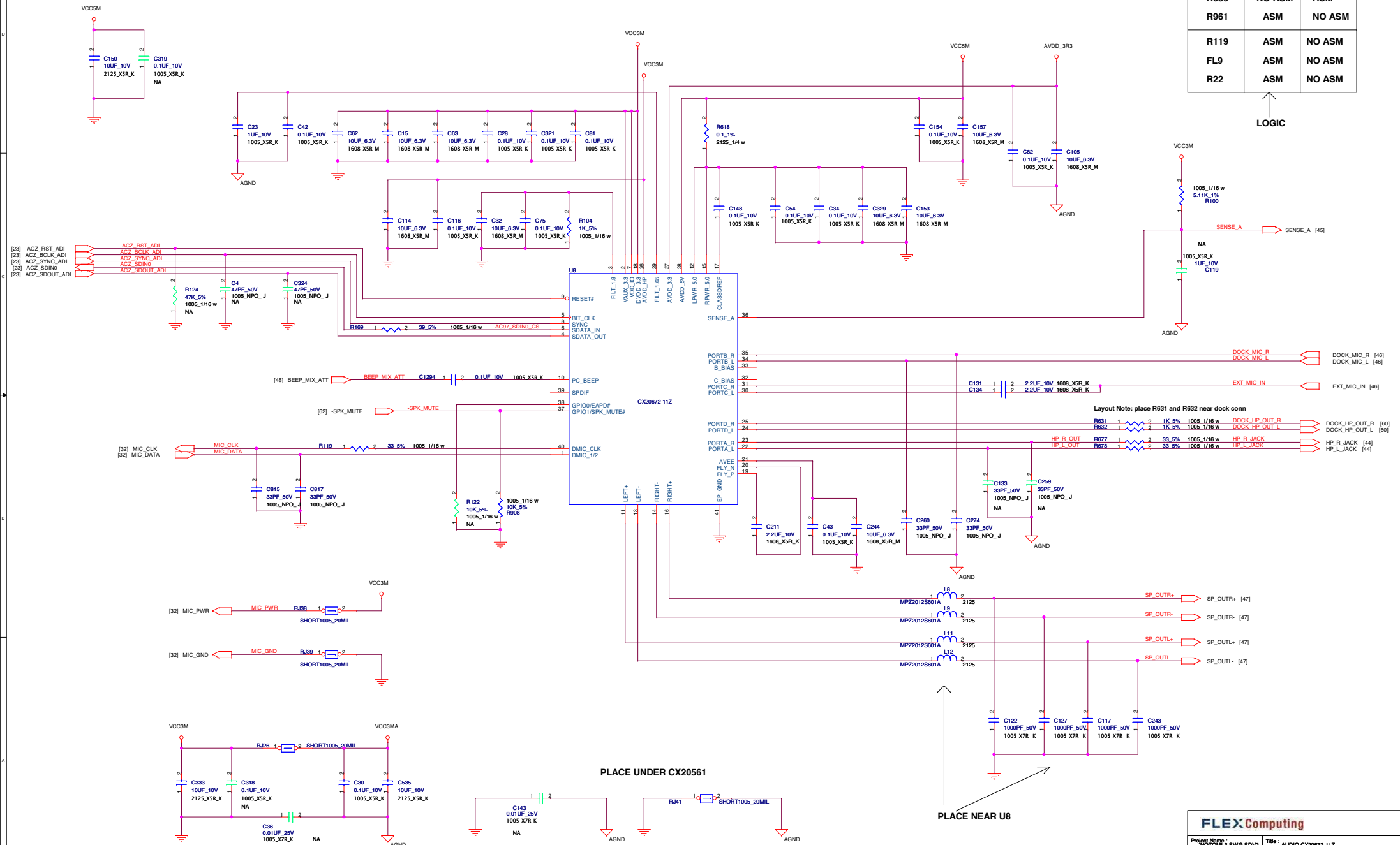
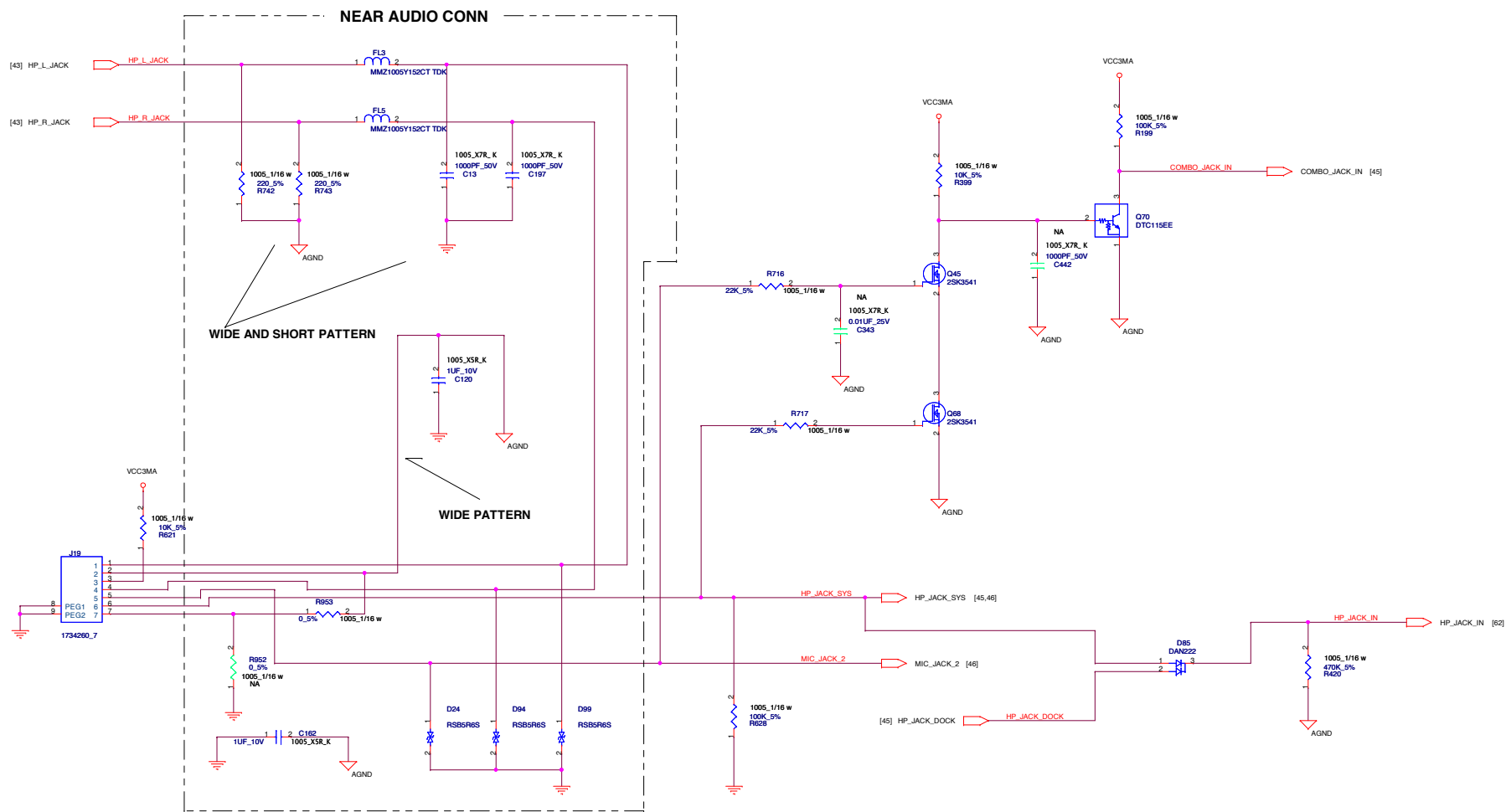


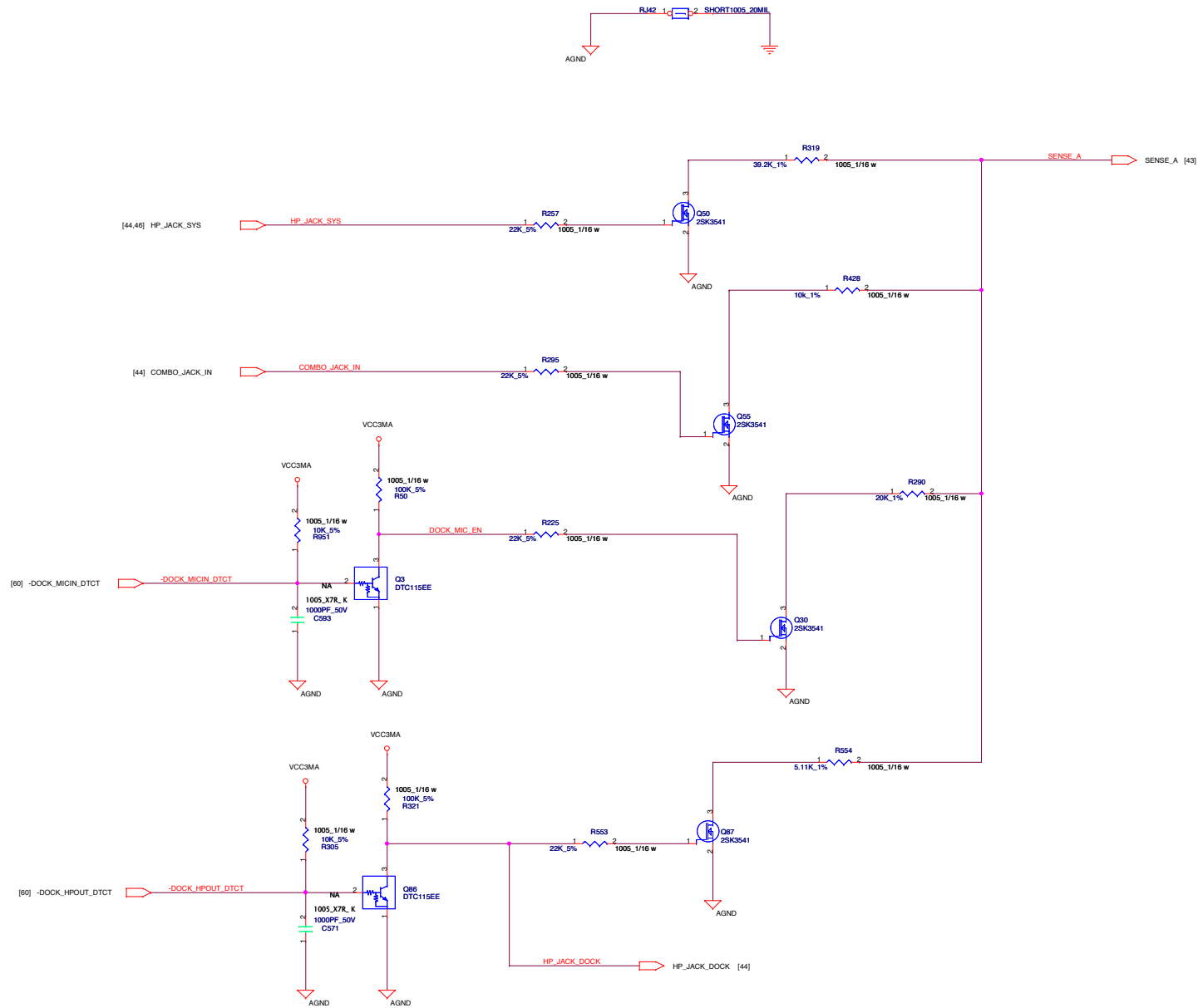
TABLE MIC HW ENABLE/DISABLE

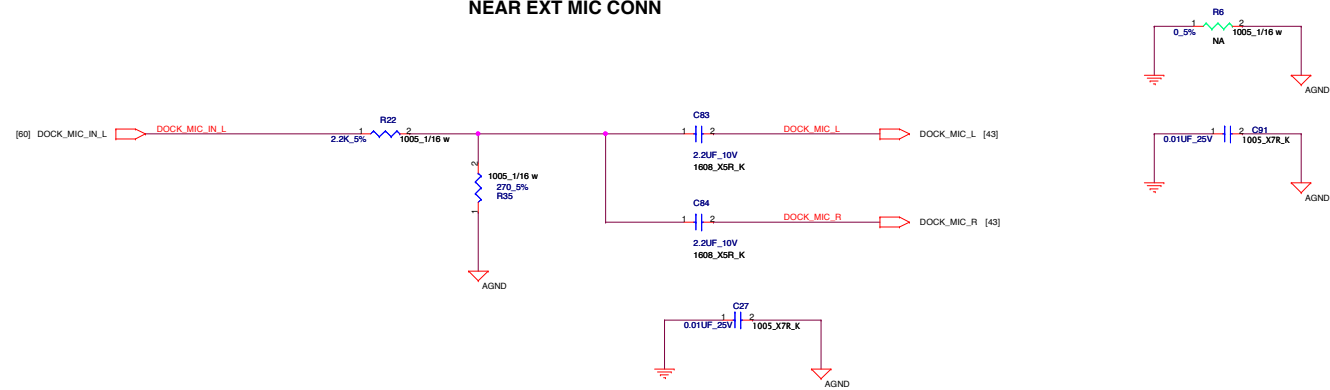
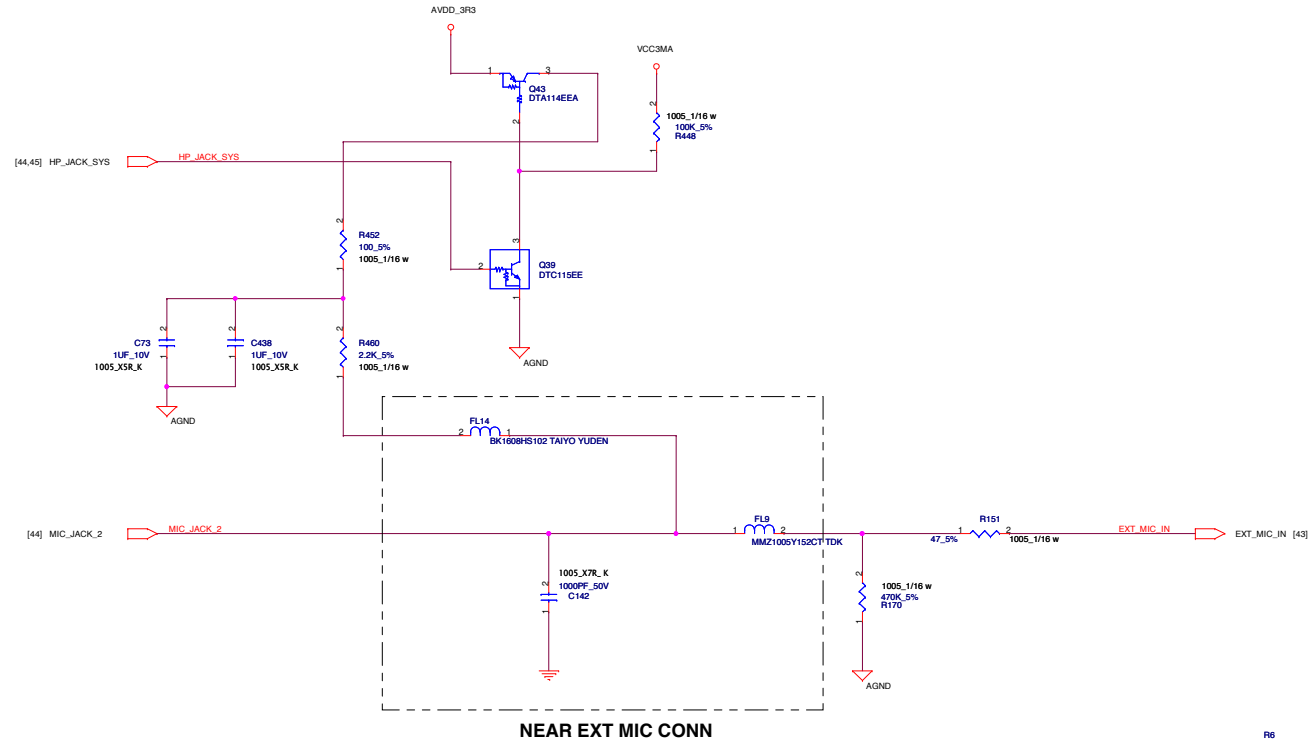
	ENABLE	DISABLE
R686	NO ASM	ASM
R961	ASM	NO ASM
R119	ASM	NO ASM
FL9	ASM	NO ASM
R22	ASM	NO ASM

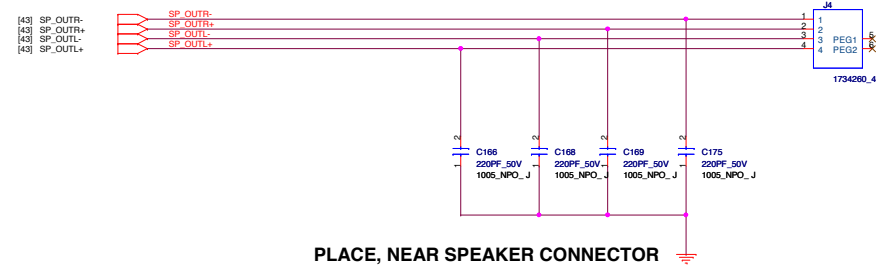
LOGIC

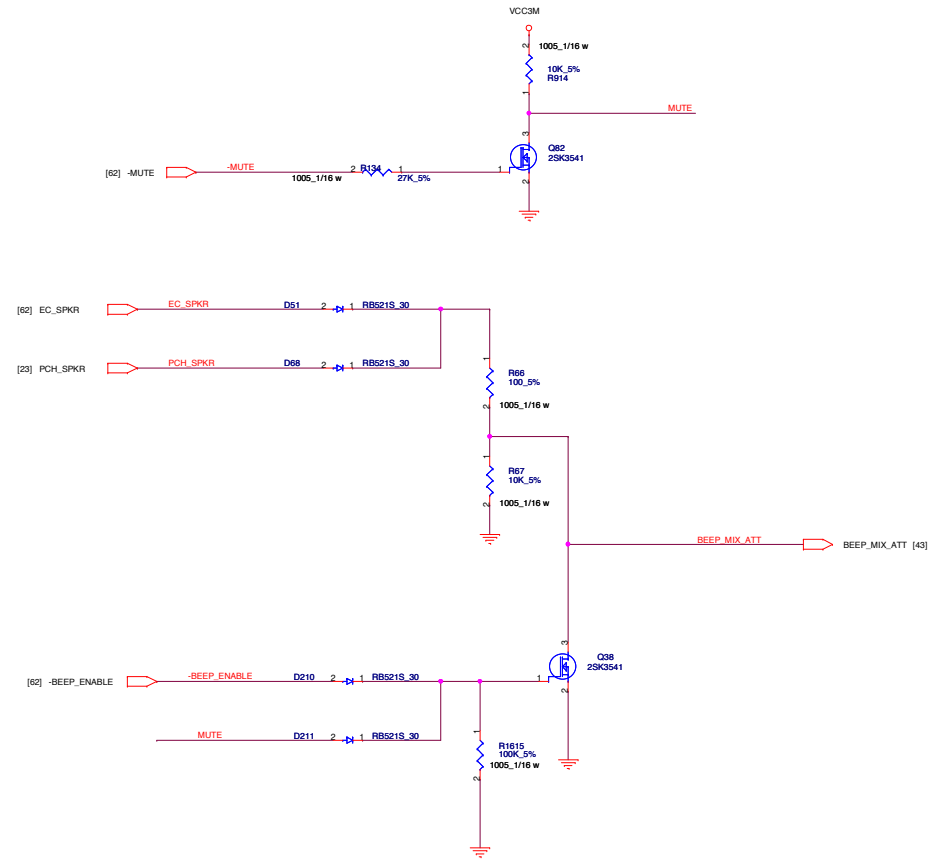


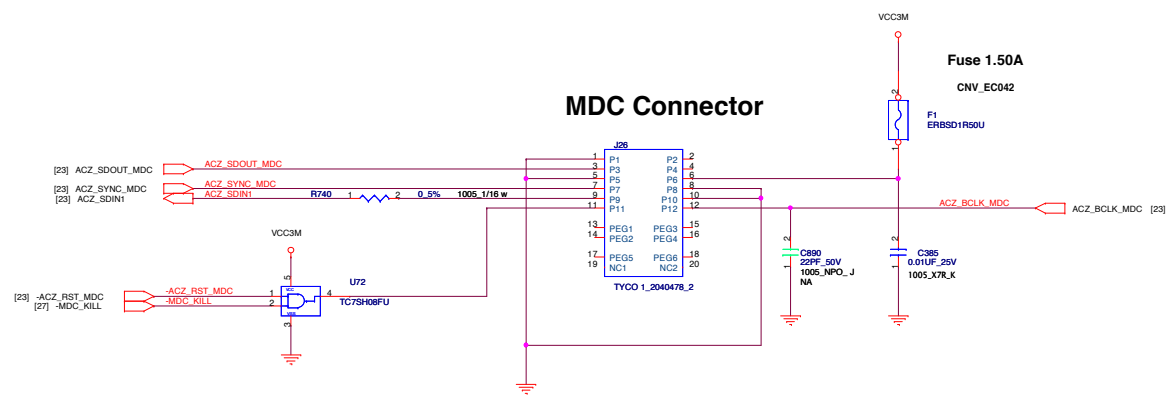


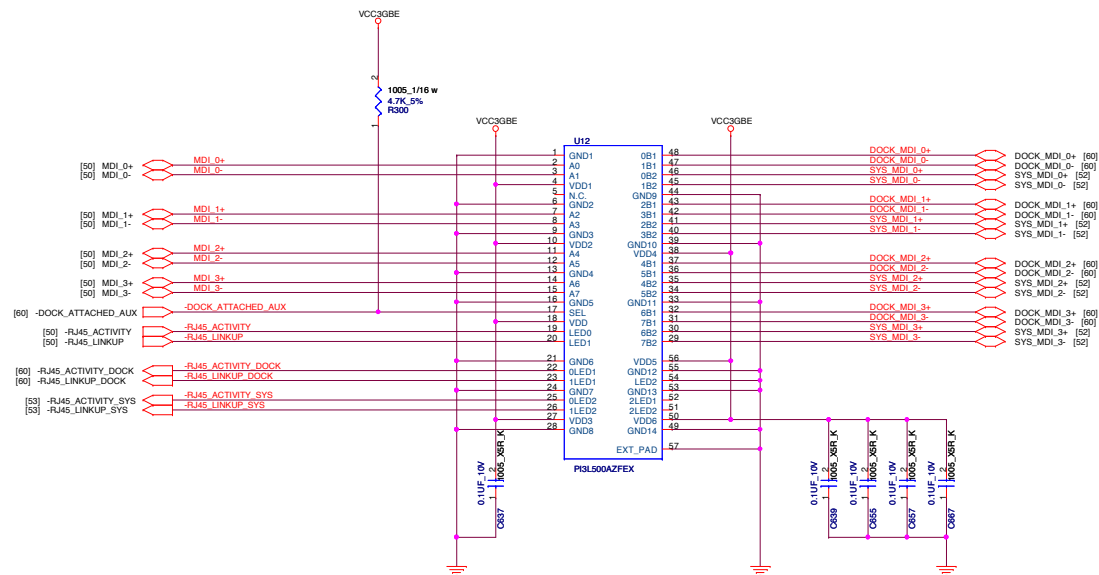


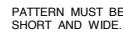




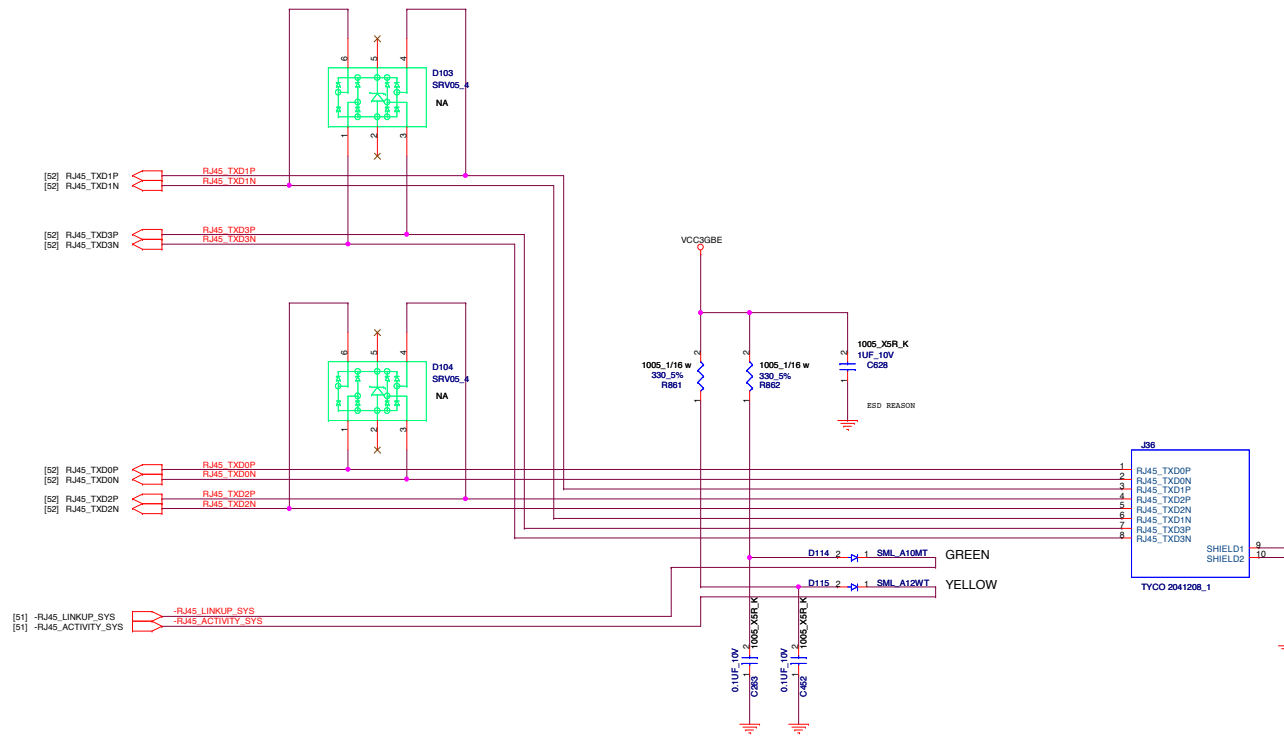




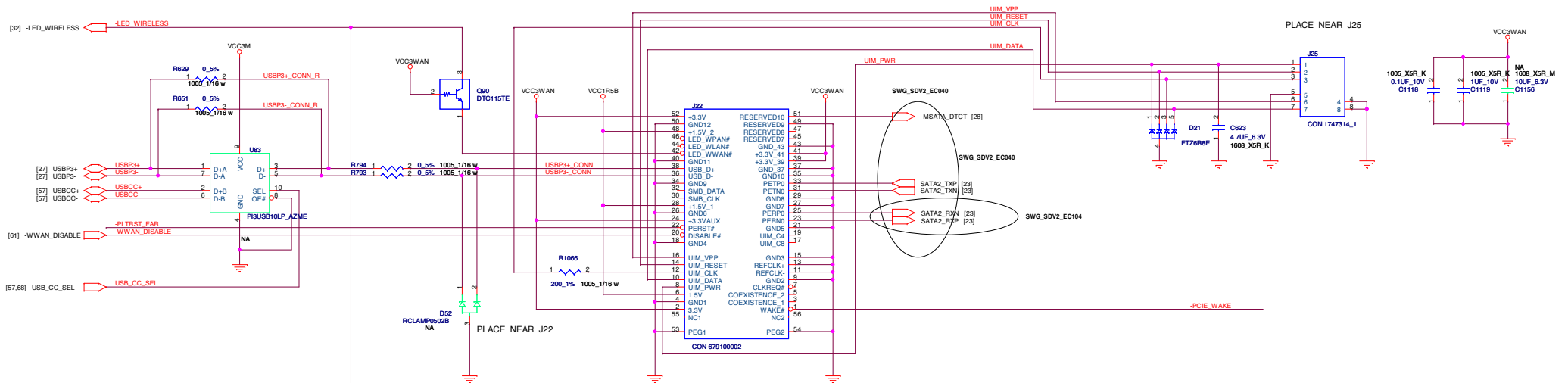


ESD REASON

4520_X5R_K
1500PF_2000V
C562



FULL MINI CARD FOR WWAN



FULL MINI CARD FOR WLAN
7.0H CONNECTOR

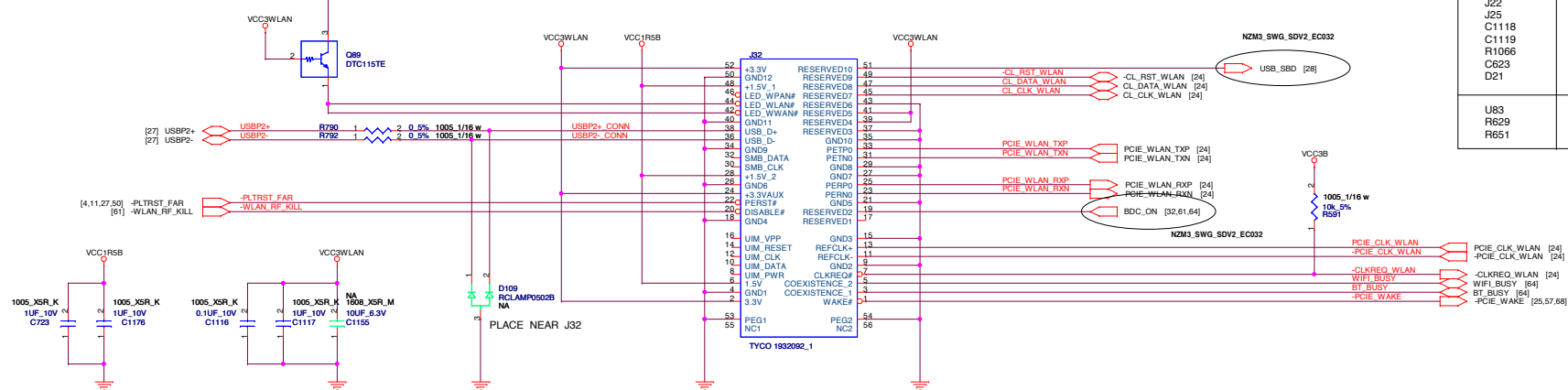
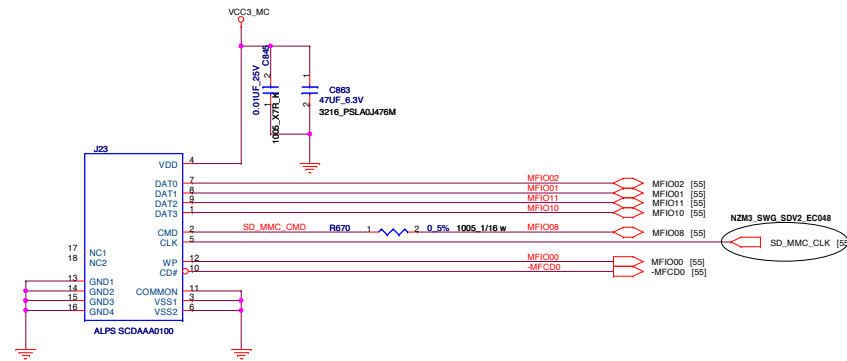


TABLE			
WWAN CONSTANT CONNECT	WWWAN VER.2	WWWAN VER.1/NO	W/O WWAN NO
J22	ASM	ASM	NO_ASM
J21	ASM	ASM	NO_ASM
C1118	ASM	ASM	NO_ASM
C1119	ASM	ASM	NO_ASM
R1066	ASM	ASM	NO_ASM
C623	ASM	ASM	NO_ASM
D21	ASM	ASM	NO_ASM
U83	ASM	NO_ASM	NO_ASM
R629	NO_ASM	ASM	NO_ASM
R651	NO_ASM	ASM	NO_ASM

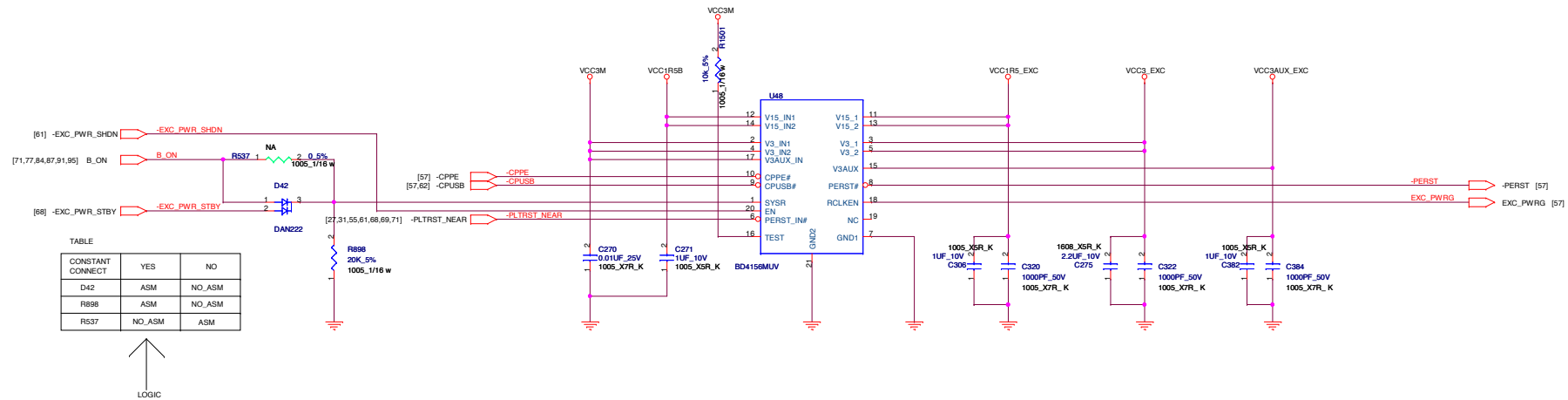
LOGIC



TABLE

CONSTANT CONNECT	VER.2/VER.1	NO
U48	BD4156MUV TPS2231MRGPR-3	TPS2231MRGPR BD4156MUV W83L351YG
R1501	ASM	NO_ASM

↑
LOGIC



TABLE

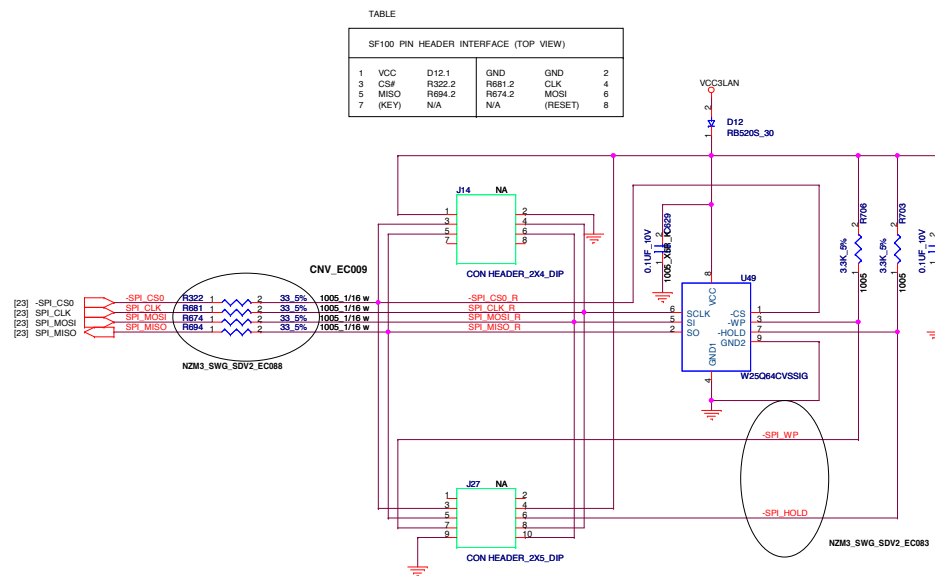
CONSTANT CONNECT	YES	NO
D42	ASM	NO_ASM
R898	ASM	NO_ASM
R537	NO_ASM	ASM

↑
LOGIC

FLEX Computing

Project Name: NEXCOM'S SWG SDV2 Title: SLOT POWER CONTROL

Size: C Document Number: Rev: 2.10
Date: Monday, June 14, 2010 Sheet: 58 of 99



TABLE

SF100 PIN HEADER INTERFACE (TOP VIEW)							
1	VCC	D12.1	GND	GND	2		
3	CS#	R322.2	R681.2	CLK	4		
5	MISO	R694.2	R674.2	MOSI	6		
7	(KEY)	N/A	N/A	(RESET)	8		

TABLE

AMT	YES	NO	NO
RPAT	YES	YES	NO
U49	8MB	8MB	4MB

LOGIC

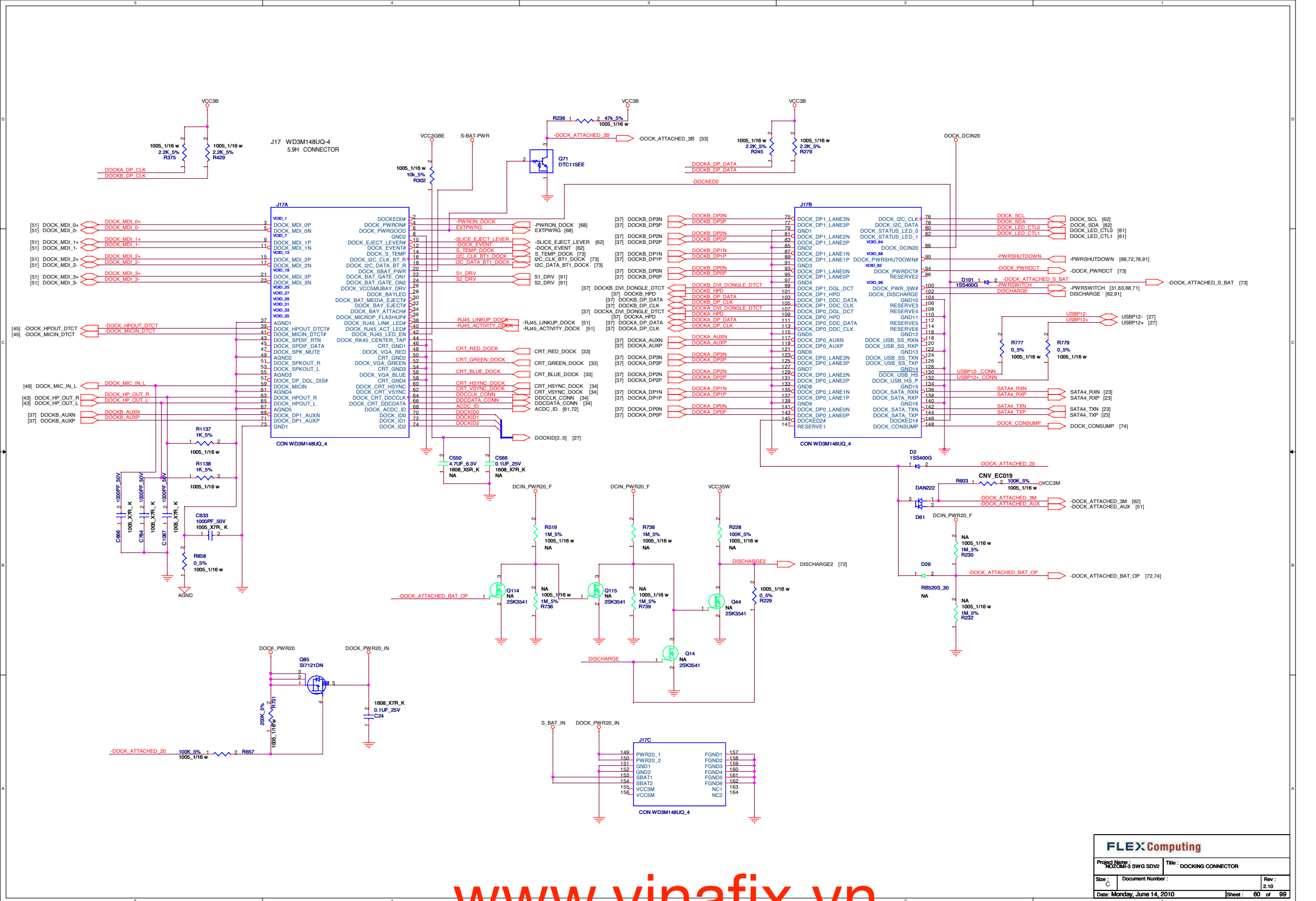
8MB SOIC8
MACRONIX MX25L6436EM2I-10G
WINBOND W25Q64BVSSIG
WINBOND W25Q64CVSSIG

8MB WSON8
NUMONYX M25PX64-VMD6TG

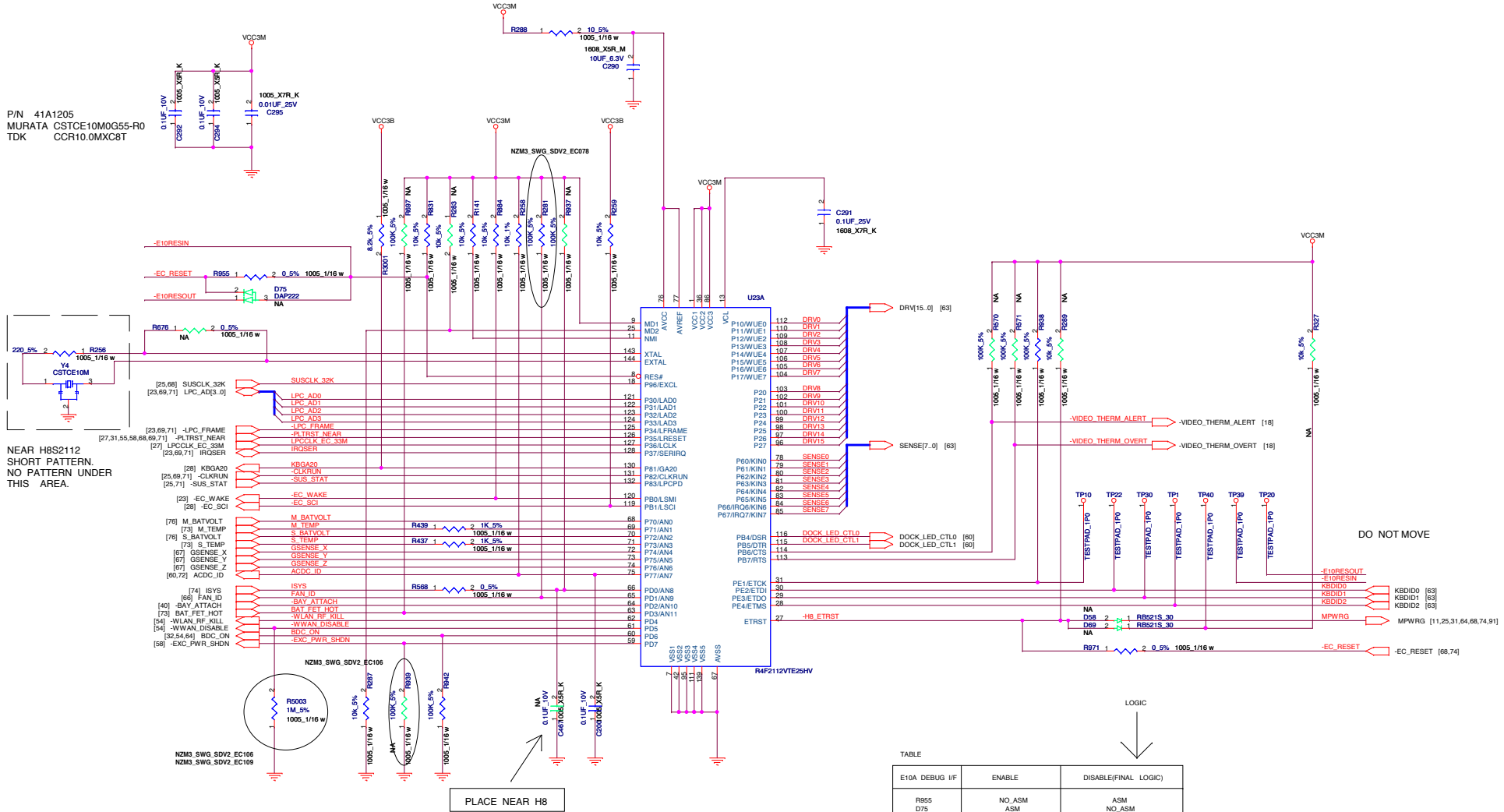
4MB SOIC8
MACRONIX MX25L3236DM2I-10G
WINBOND W25Q32BVSSIG
NUMONYX M25PX32-VMW6F

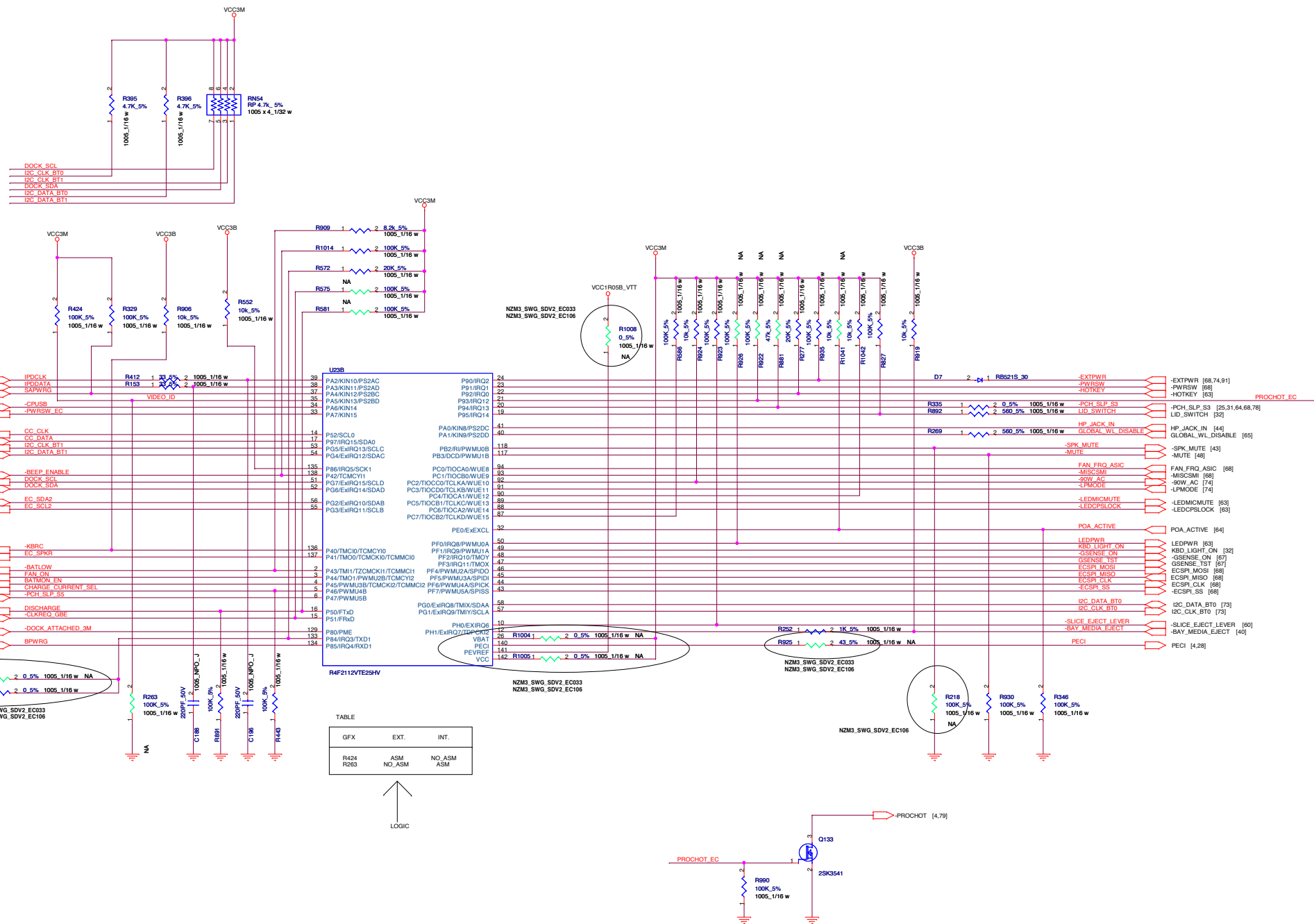
TABLE

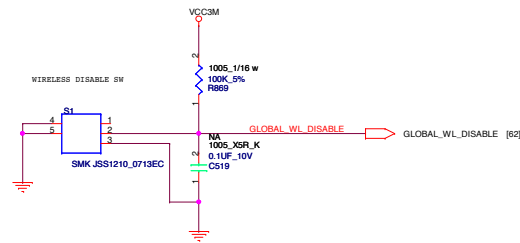
EM100 PIN HEADER INTERFACE (TOP VIEW)									
1	(HOLD1#)	(CS1#)	2						
3	CS0#	VCC	4						
5	MISO	HOLD0#	6						
7	WP0#	CLK	8						
9	GND	MOSI	10						

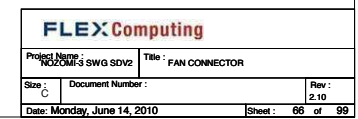


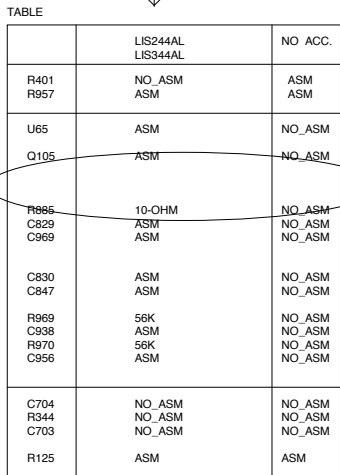
P/N 41A1205
MURATA CSTCE10M0G55-R0
TDK CCR10.0MXC8T



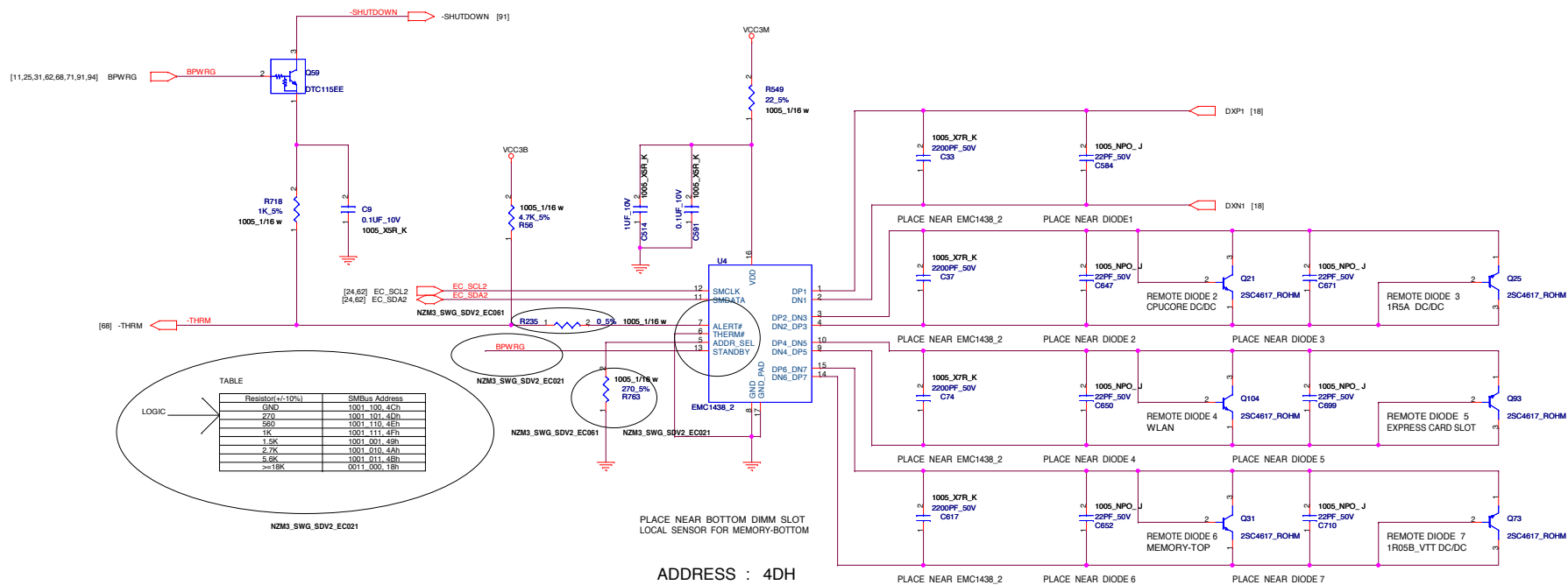






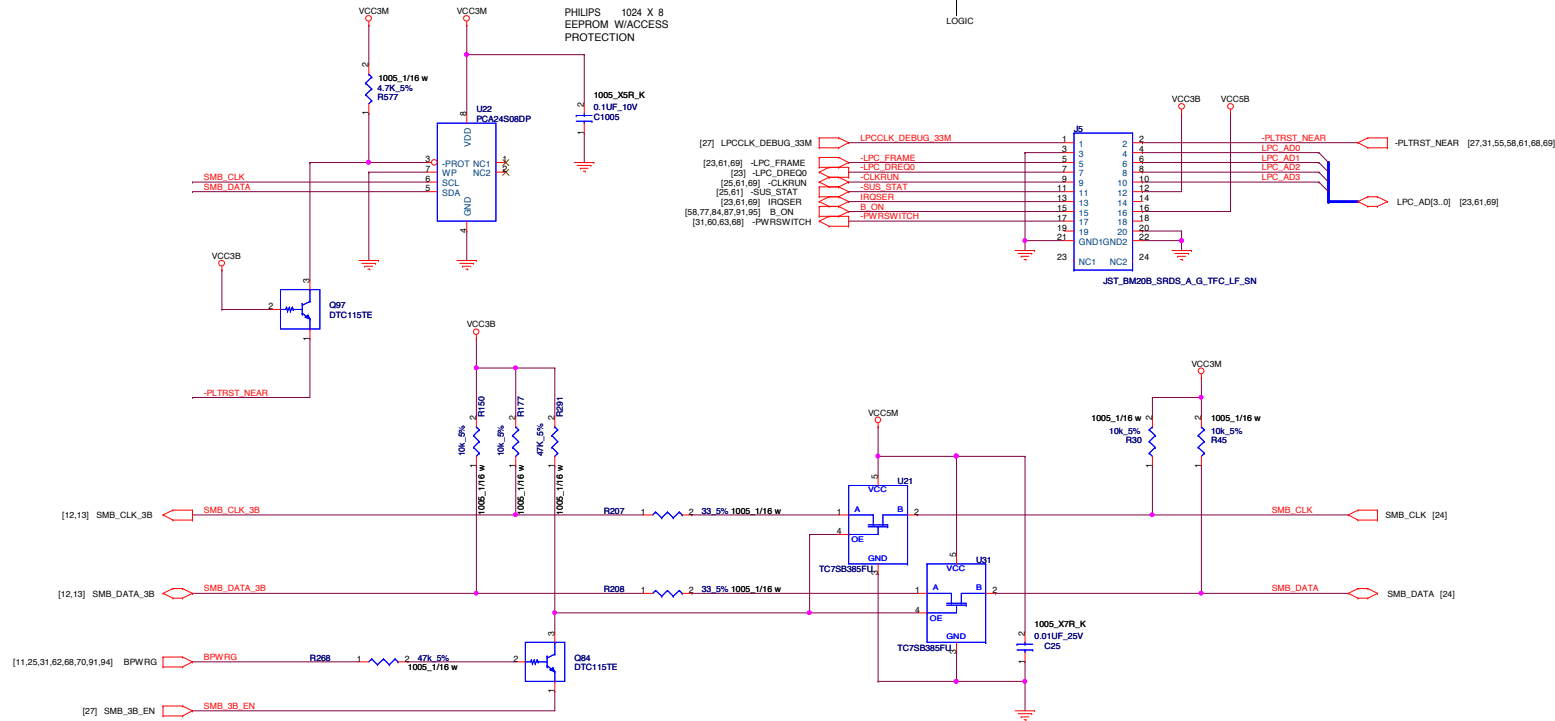


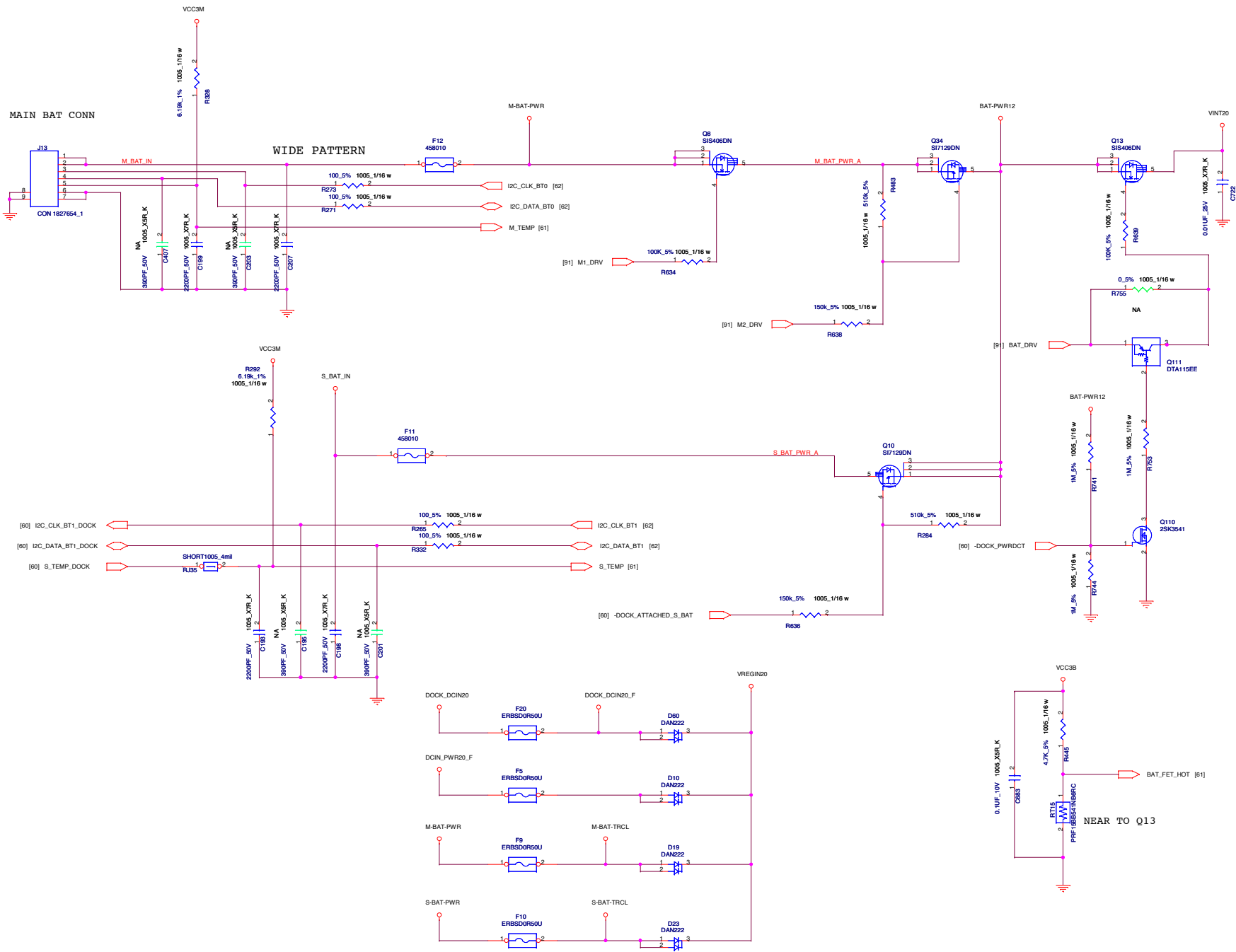


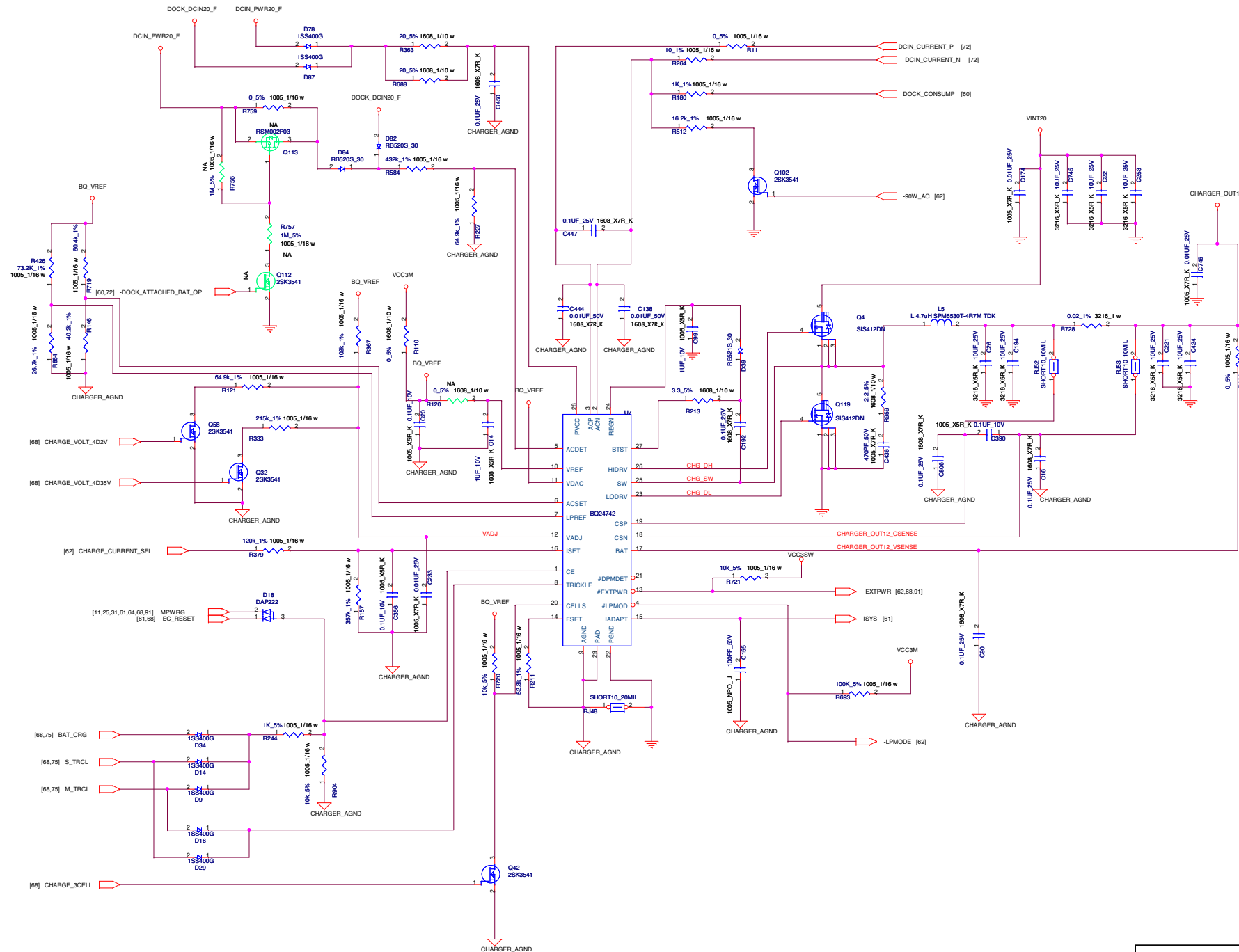


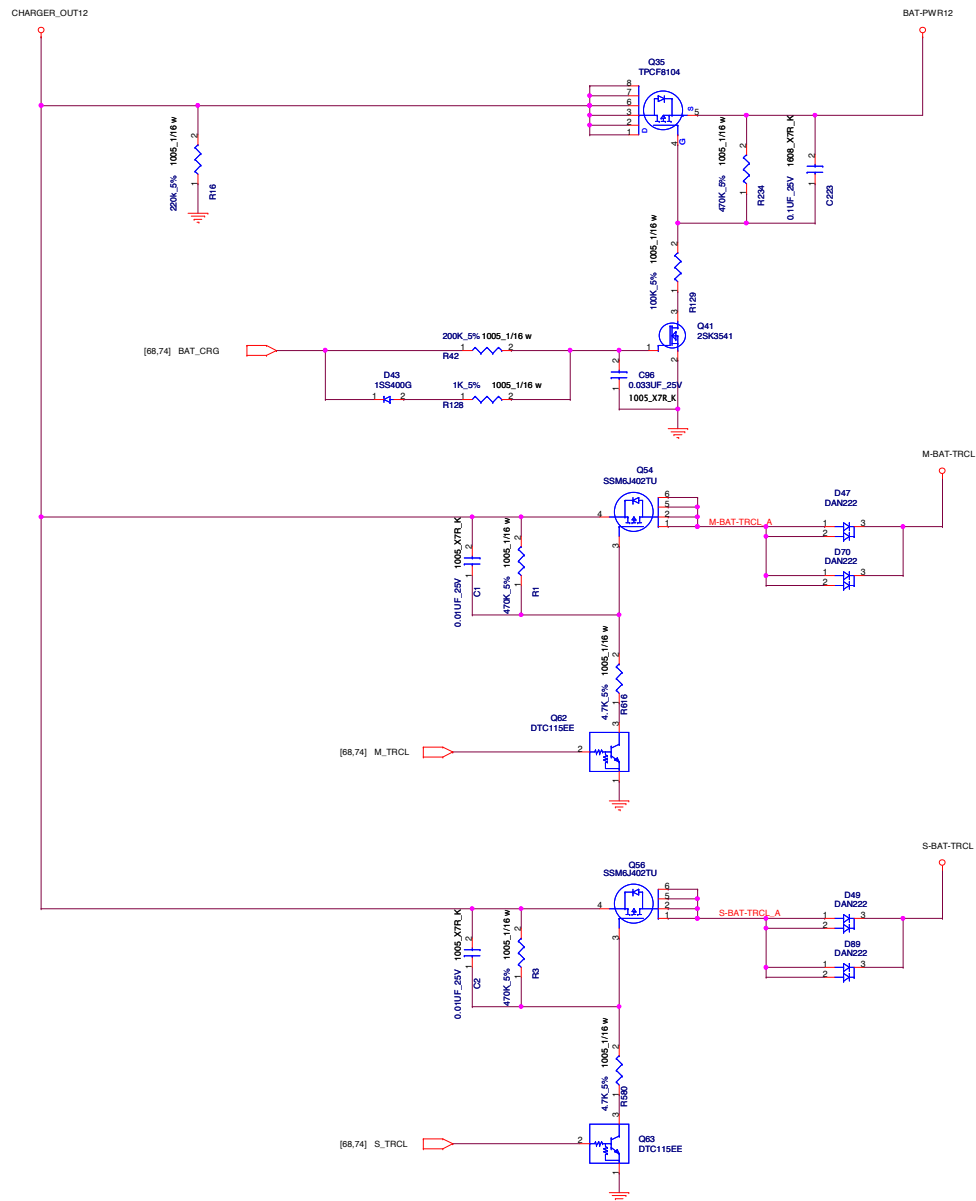
REF	DES	ENABLE	DISABLE
J5		ASM	NO_ASM
R220		ASM	NO_ASM

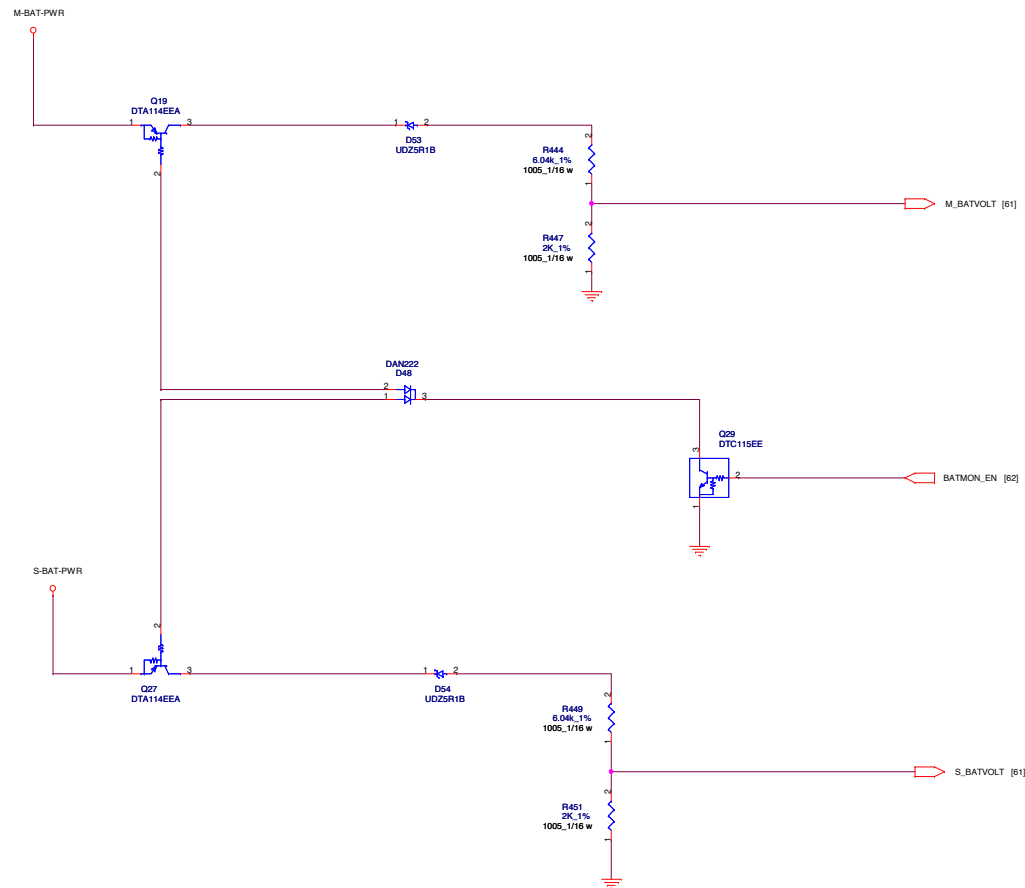
↑
LOGIC

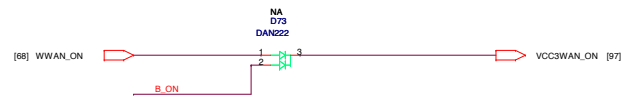
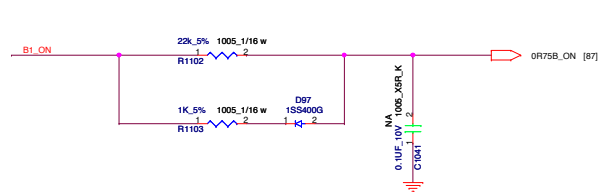
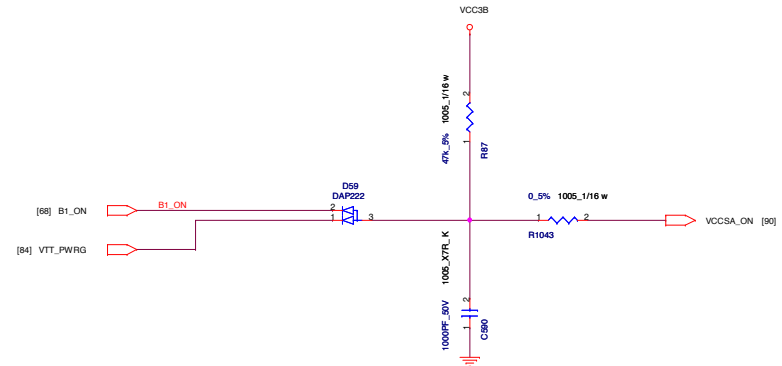
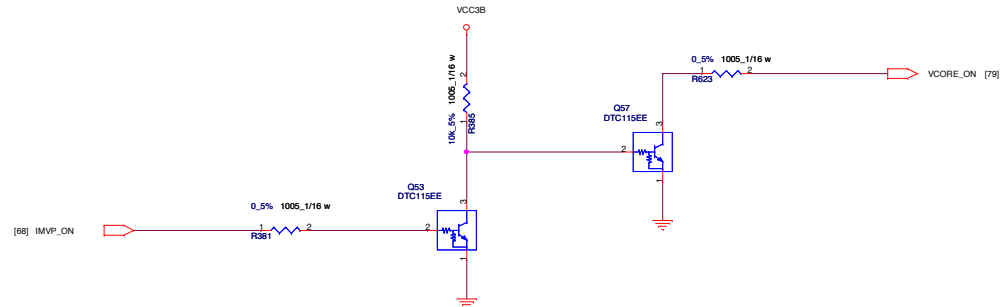
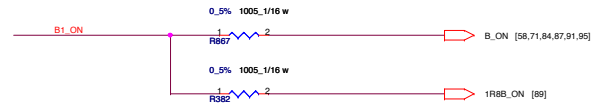











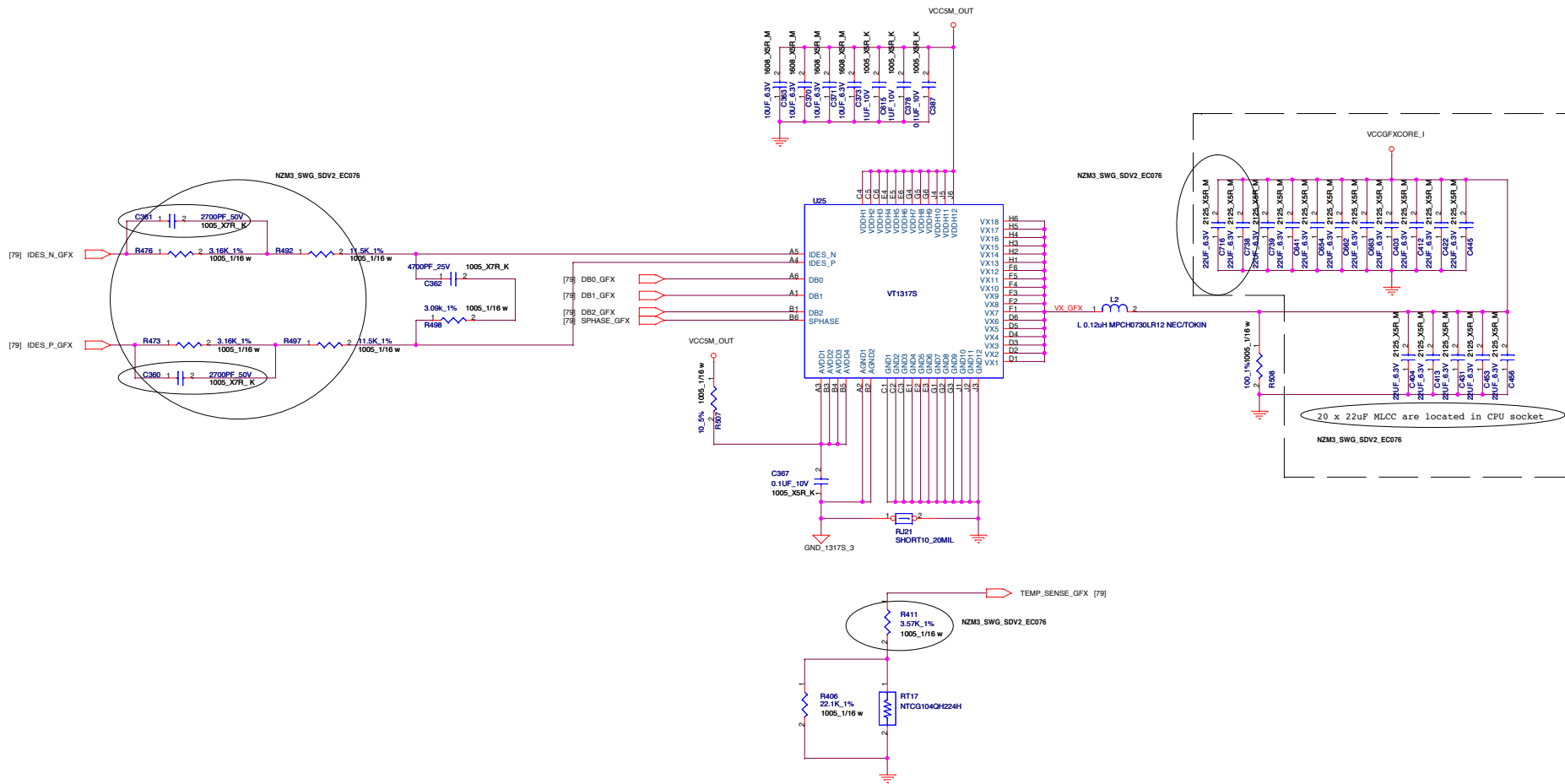


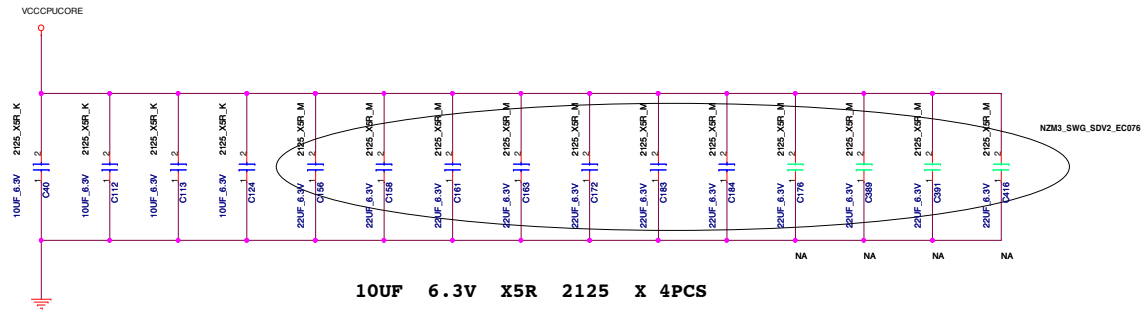
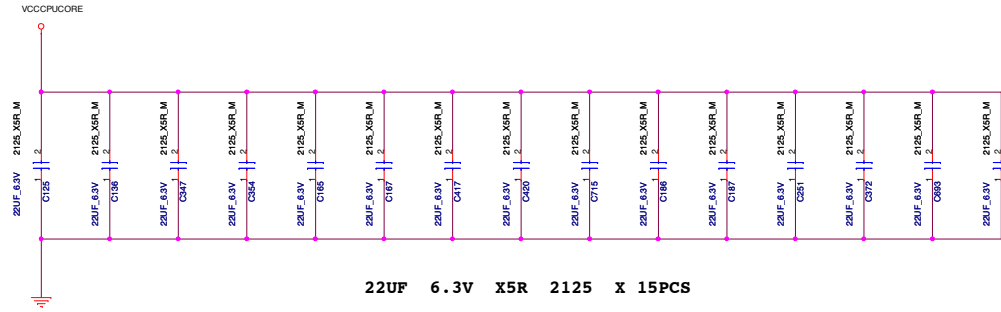
TABLE

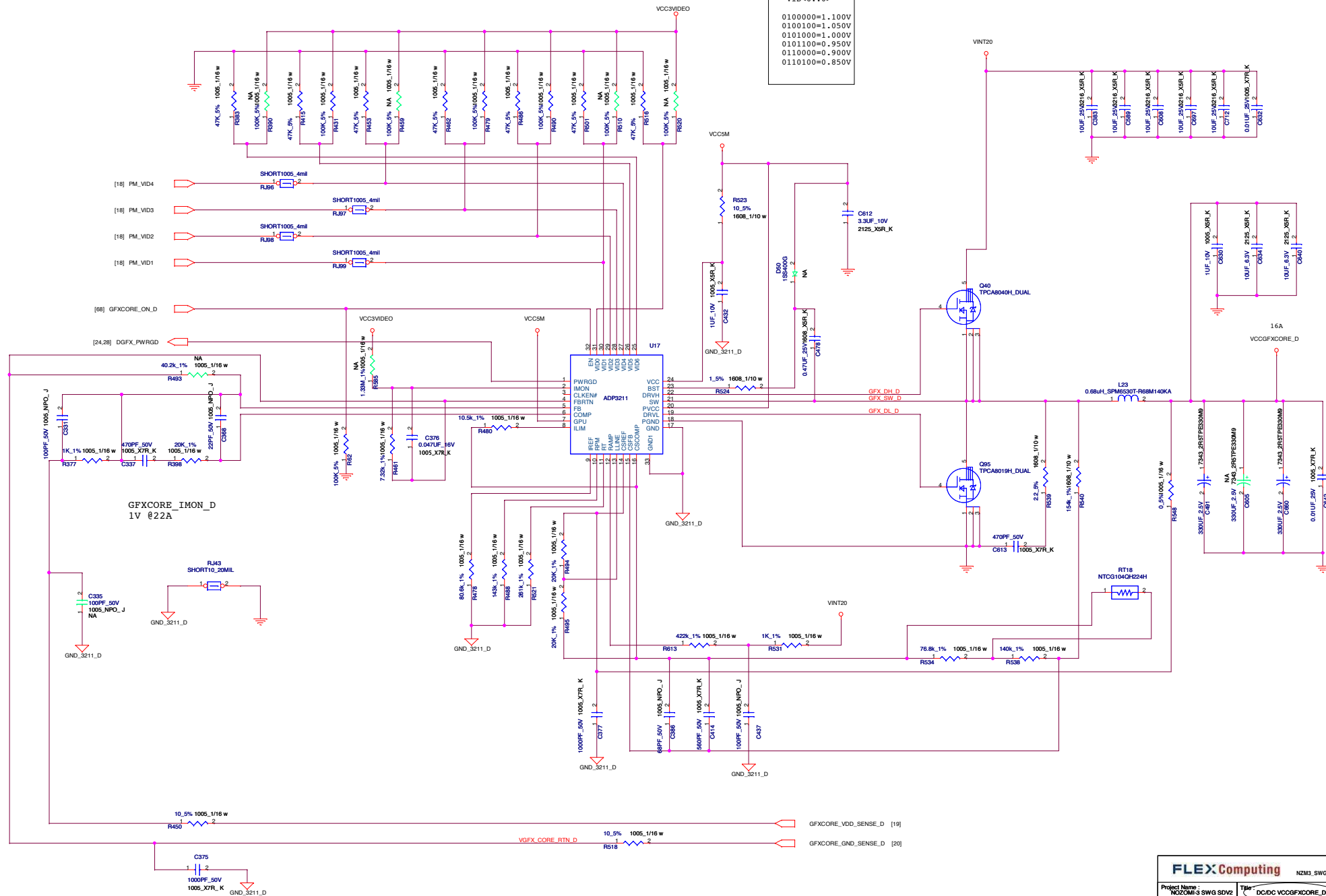
CONSTANT CONNECT	VER. 2	VER. 1/NO
D73	ASM	NO-ASM

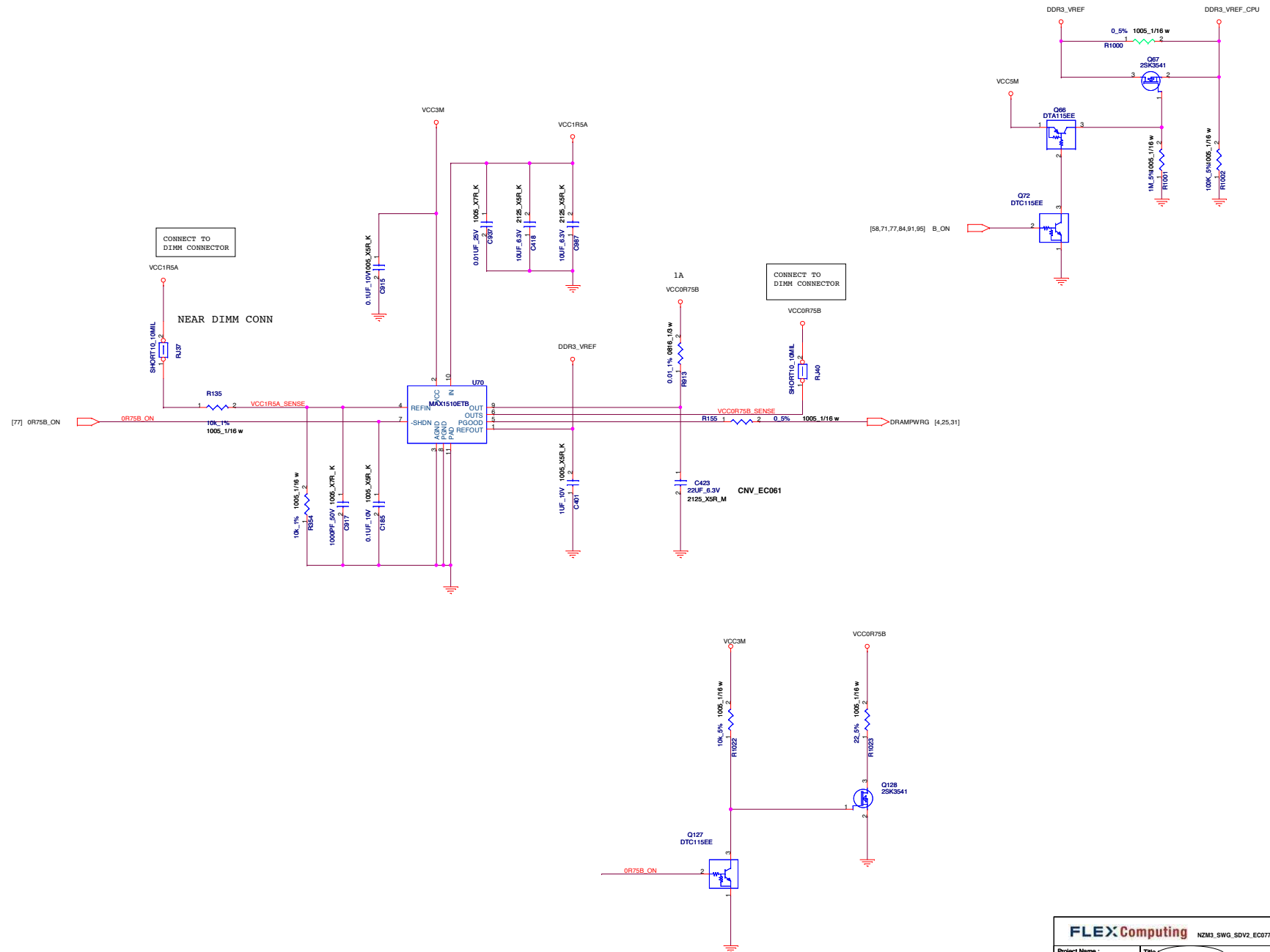
LOGIC

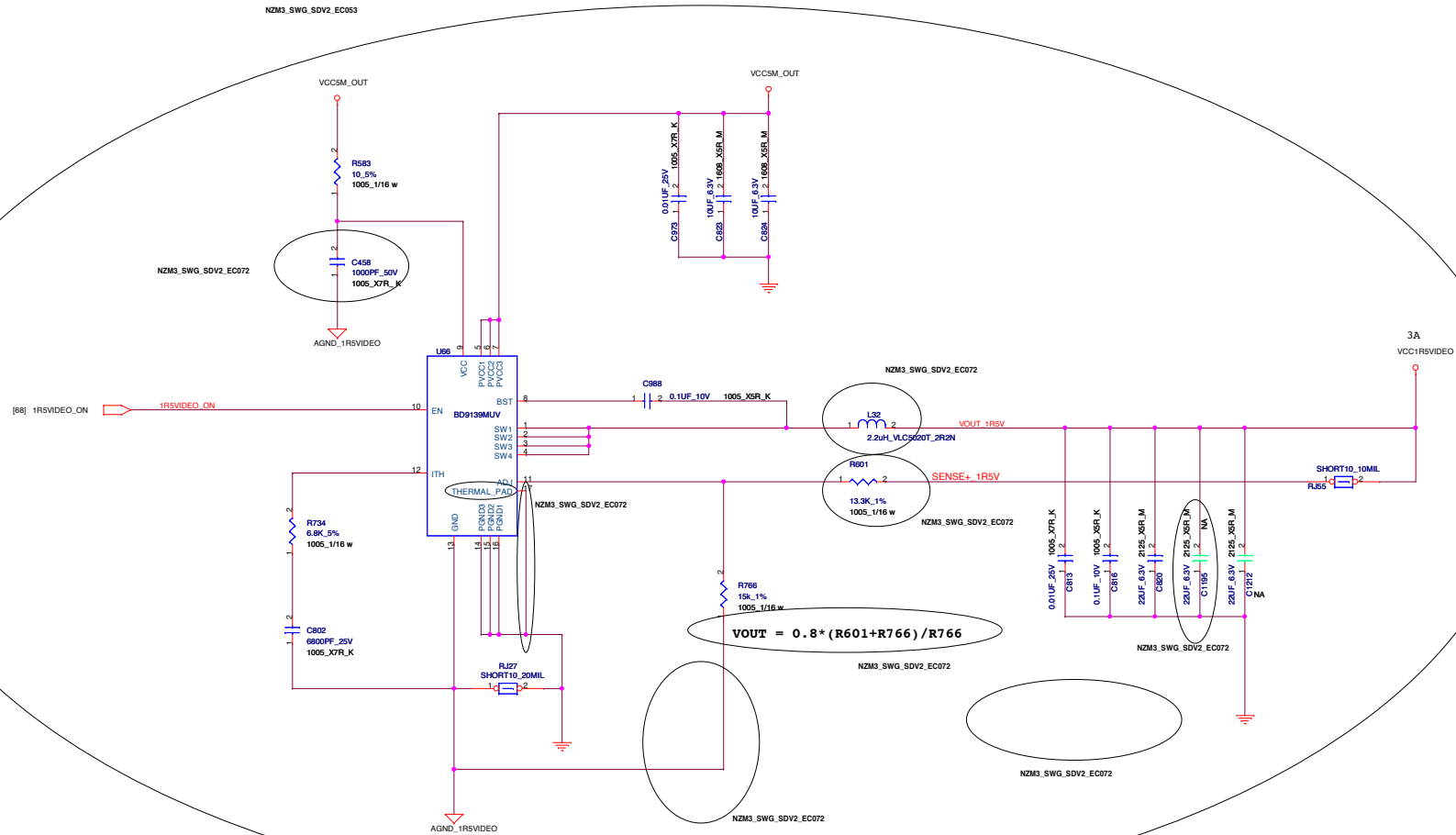
FLEX Computing		
Project Name : WZCOM-S SWG SDV2		Title : BLANK
Size : C	Document Number :	Rev : 2.10
Date: Monday, June 14, 2010		Sheet : 80 of 99

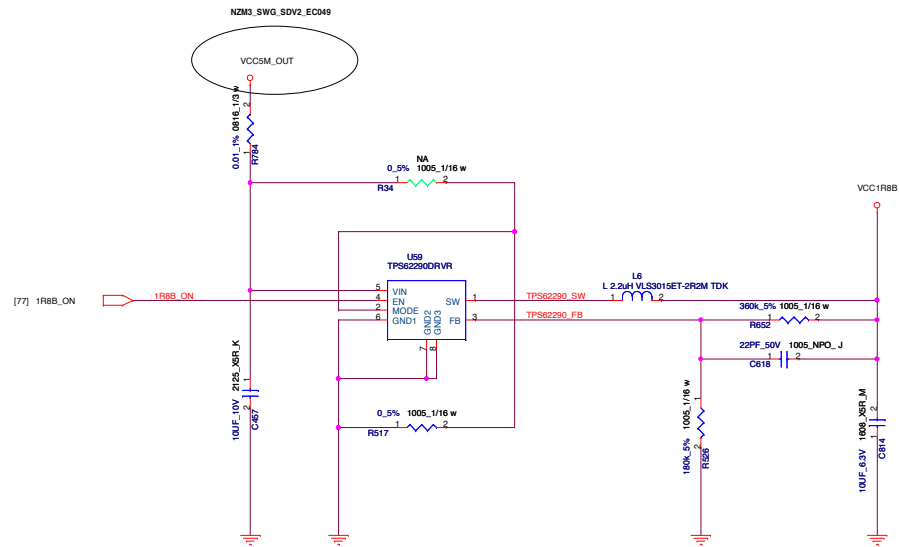


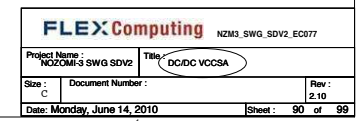


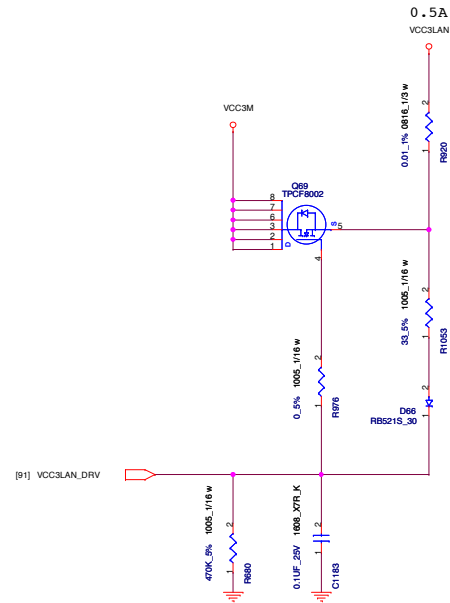


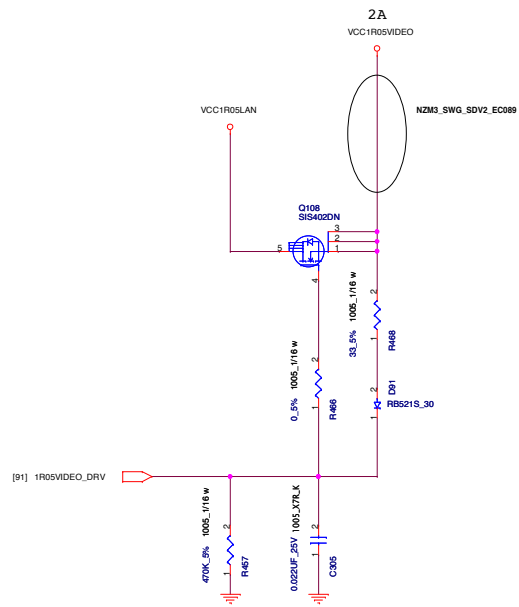
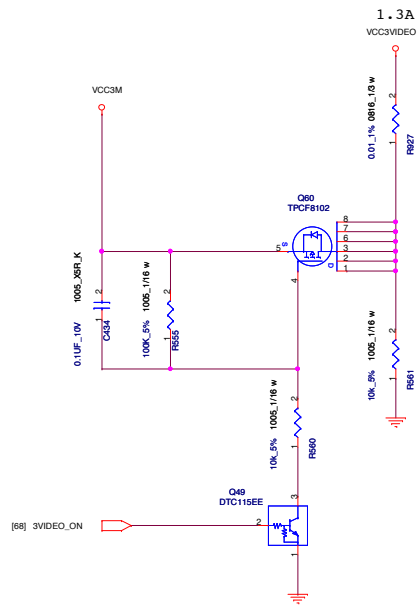








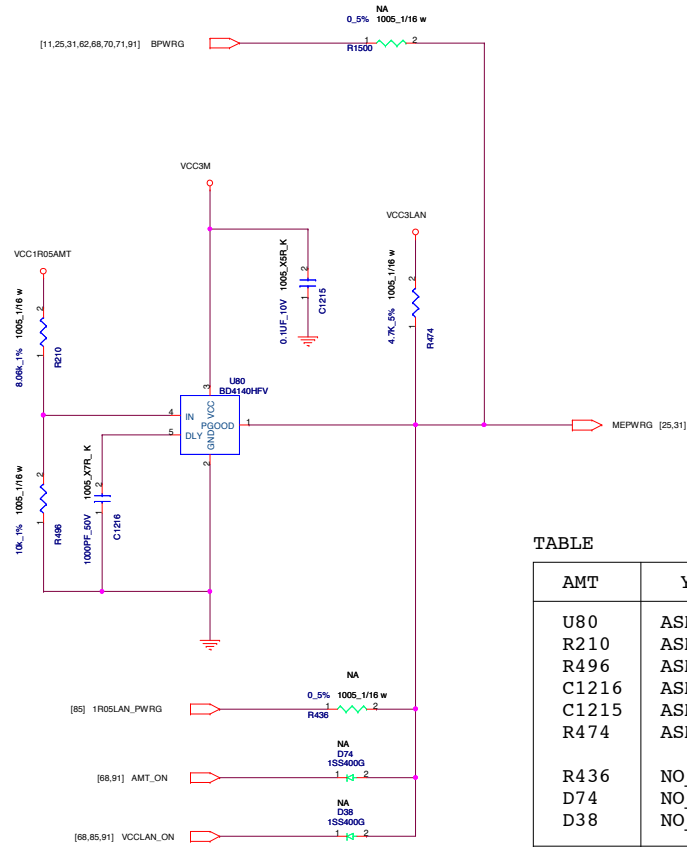
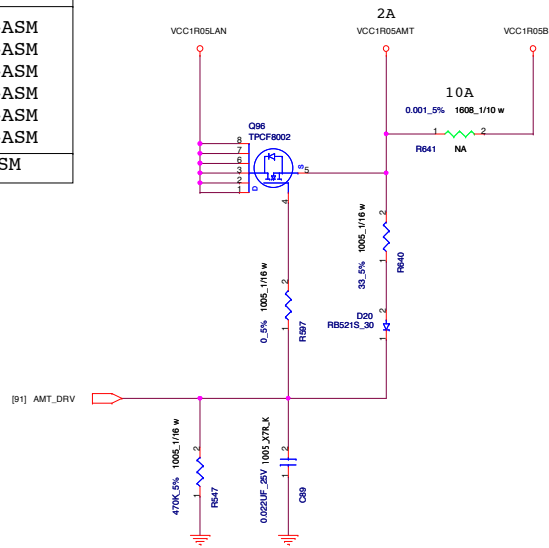




TABLE

AMT	YES	NO
Q96	ASM	NO-ASM
R597	ASM	NO-ASM
R640	ASM	NO-ASM
D20	ASM	NO-ASM
R547	ASM	NO-ASM
C89	ASM	NO-ASM
R641	NO_ASM	ASM

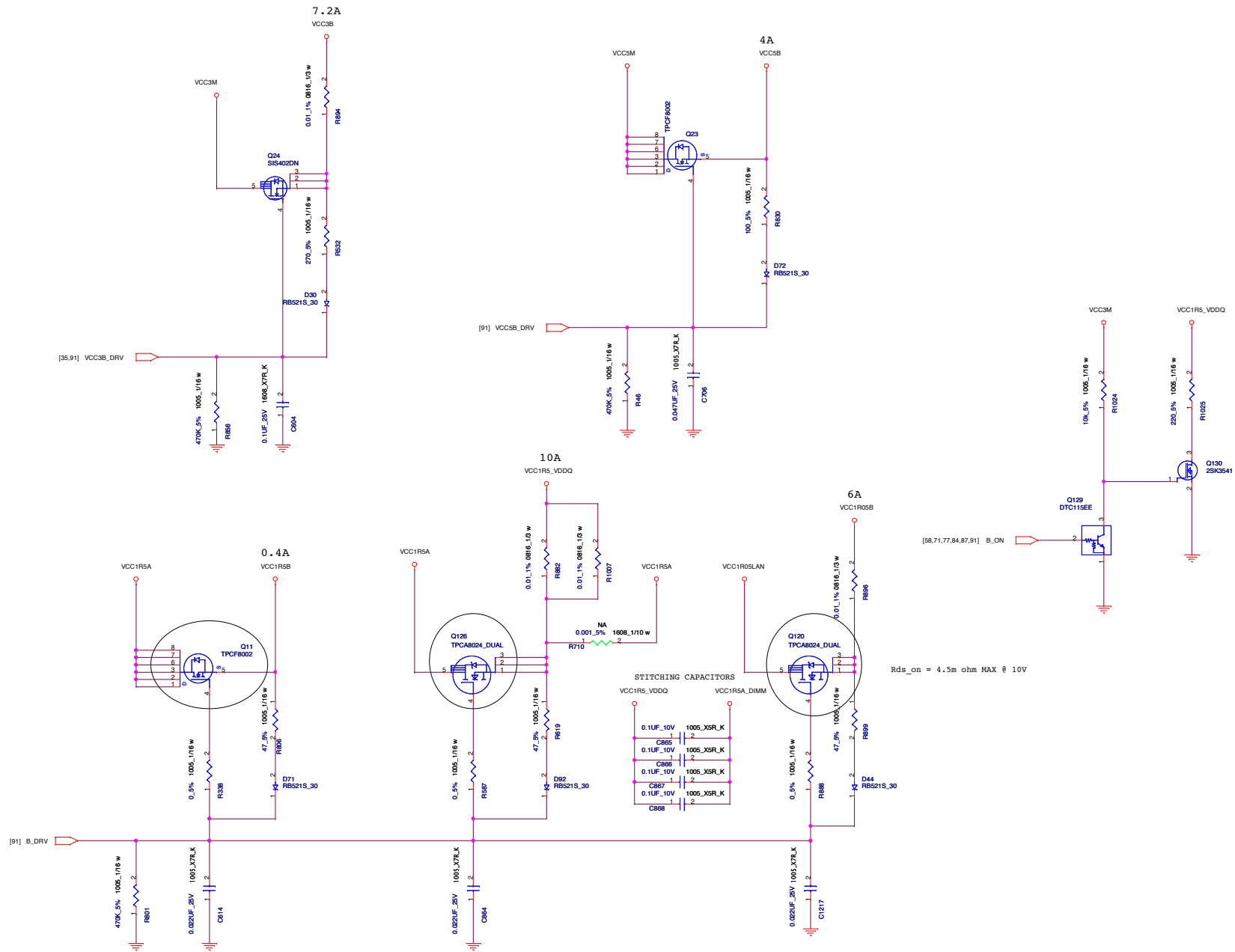
LOGIC

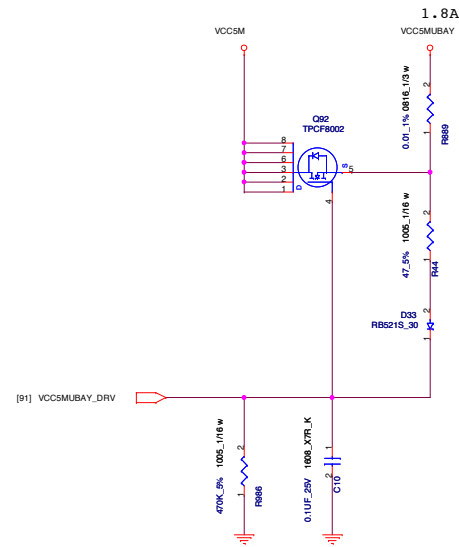


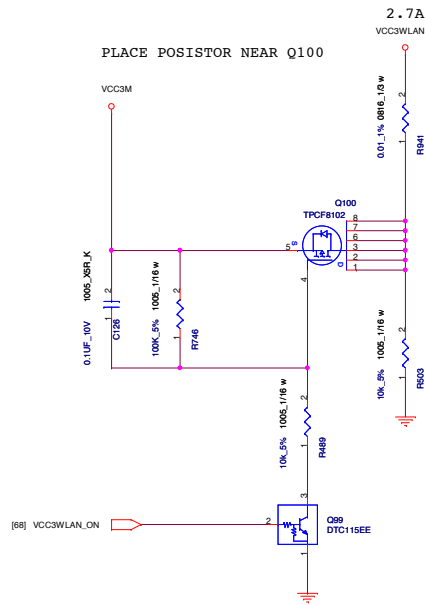
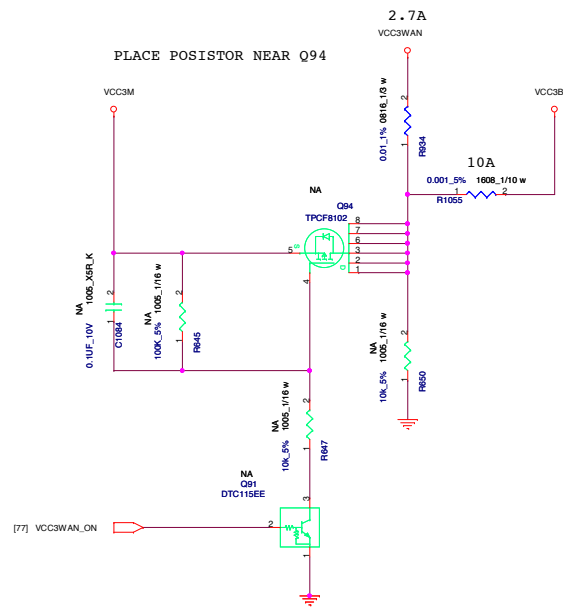
TABLE

AMT	YES	NO
U80	ASM	NO-ASM
R210	ASM	NO-ASM
R496	ASM	NO-ASM
C1216	ASM	NO-ASM
C1215	ASM	NO-ASM
R474	ASM	NO-ASM
R436	NO_ASM	NO_ASM
D74	NO_ASM	NO_ASM
D38	NO_ASM	NO_ASM
R1500	NO_ASM	ASM

LOGIC





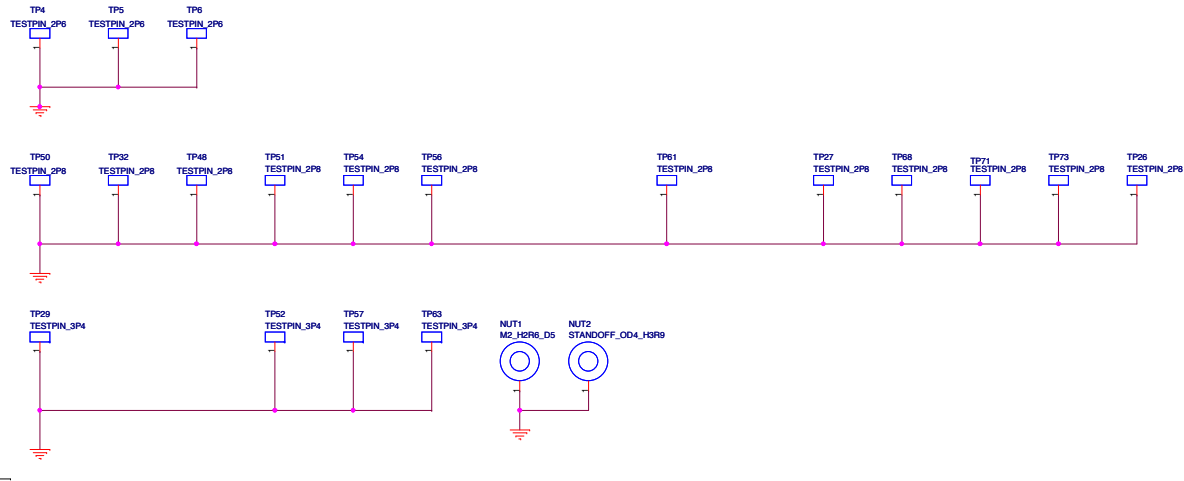


TABLE

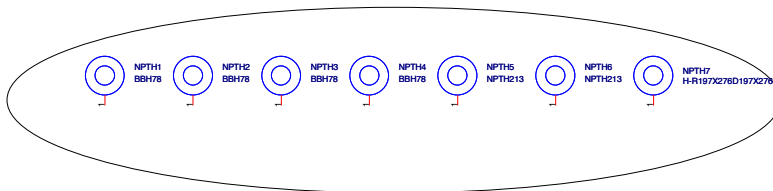
CONSTANT CONNECT	VER. 2	VER. 1/NO
R1055	NO ASM	ASM
Q94	ASM	NO-ASM
R650	ASM	NO-ASM
R645	ASM	NO-ASM
C1084	ASM	NO-ASM
R647	ASM	NO-ASM
Q91	ASM	NO-ASM

↑
LOGIC

PTH FOR SCREW HOLE

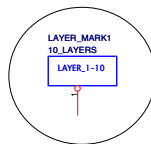


NPTH



FID
Board Area

- | | |
|----------------------------------|----------------------------------|
| FD1
●× NC, NO CONNECT TO ANY. | FD4
●× NC, NO CONNECT TO ANY. |
| FD2
●× NC, NO CONNECT TO ANY. | FD5
●× NC, NO CONNECT TO ANY. |
| FD3
●× NC, NO CONNECT TO ANY. | FD6
●× NC, NO CONNECT TO ANY. |



FID
Component Area

- | | | | | | |
|----------------------------------|----------------------------------|----------------------------------|-----------------------------------|-----------------------------------|-----------------------------------|
| CF1
●× NC, NO CONNECT TO ANY. | CF4
●× NC, NO CONNECT TO ANY. | CF7
●× NC, NO CONNECT TO ANY. | CF10
●× NC, NO CONNECT TO ANY. | CF13
●× NC, NO CONNECT TO ANY. | CF16
●× NC, NO CONNECT TO ANY. |
| CF2
●× NC, NO CONNECT TO ANY. | CF5
●× NC, NO CONNECT TO ANY. | CF8
●× NC, NO CONNECT TO ANY. | CF11
●× NC, NO CONNECT TO ANY. | CF14
●× NC, NO CONNECT TO ANY. | CF17
●× NC, NO CONNECT TO ANY. |
| CF3
●× NC, NO CONNECT TO ANY. | CF6
●× NC, NO CONNECT TO ANY. | CF9
●× NC, NO CONNECT TO ANY. | CF12
●× NC, NO CONNECT TO ANY. | CF15
●× NC, NO CONNECT TO ANY. | CF18
●× NC, NO CONNECT TO ANY. |

FLEX Computing		NZM3_SWG_SDV2_EC077
Project Name : NZCOM-3 SWG SDV2		Title : BLANK
Size : C	Document Number :	Rev : 2.10
Date: Monday, June 14, 2010		Sheet : 99 of 99