

Model Name: GA-H81M-S

Revision 1.0

SHEET TITLE

01	COVER SHEET
02	BOM & PCB MODIFY HISTORY
03	BLOCK DIAGRAM
04	CPU_LGA1150-A
05	CPU_LGA1150-B
06	CPU_LGA1150-C
07	DDR III CHANNEL A
08	DDR III CHANNEL B
09	PCH_FDI,DMI,USB,PCIE,NVRAM
10	PCH_DP,CLK BUFFER
11	PCH_HOST,SATA,PCI
12	PCH_GPIO,CTRL,AUDIO
13	PCH_PWR,GND
14	PCI EXPRESS*16 SLOT
15	PCI EXPRESS X1 *1 SLOT
16	ITE 8620 LPC IO
17	COM,KB_MS_USB,USB30_20
18	HWM,FAN CTRL,OV,-PROCHOT
19	DUAL BIOS
20	FP,FUSB,SPK,SATALED
21	Realtek ALC887-VD2
22	REAR AUDIO JACK
23	REALTEK RTL8111G
24	DISCRETE POWER
25	ATX , CLOCK GEN
26	VCORE ISL95812_1
27	VCORE ISL95812_2

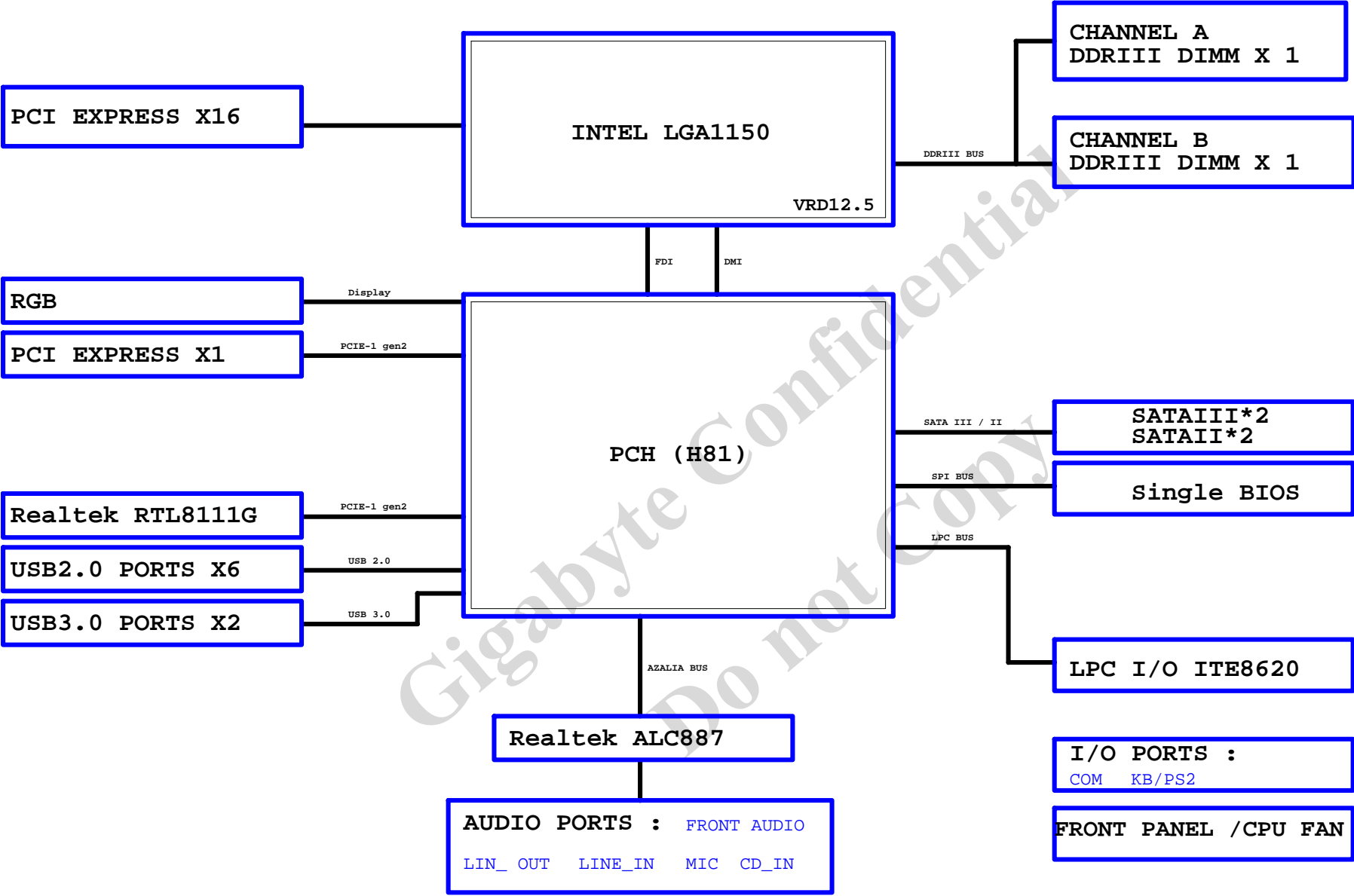
SHEET TITLE

28	RT8120_DDR POWER

## D

CD

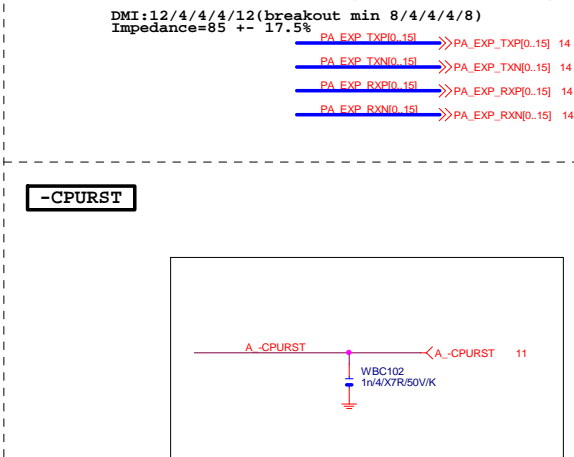
BLOCK DIAGRAM



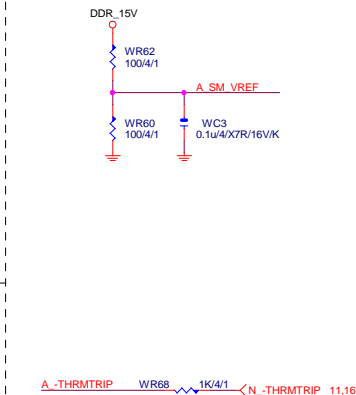
**LGA1150 (D)**



## -CPURST



SM REF
--------



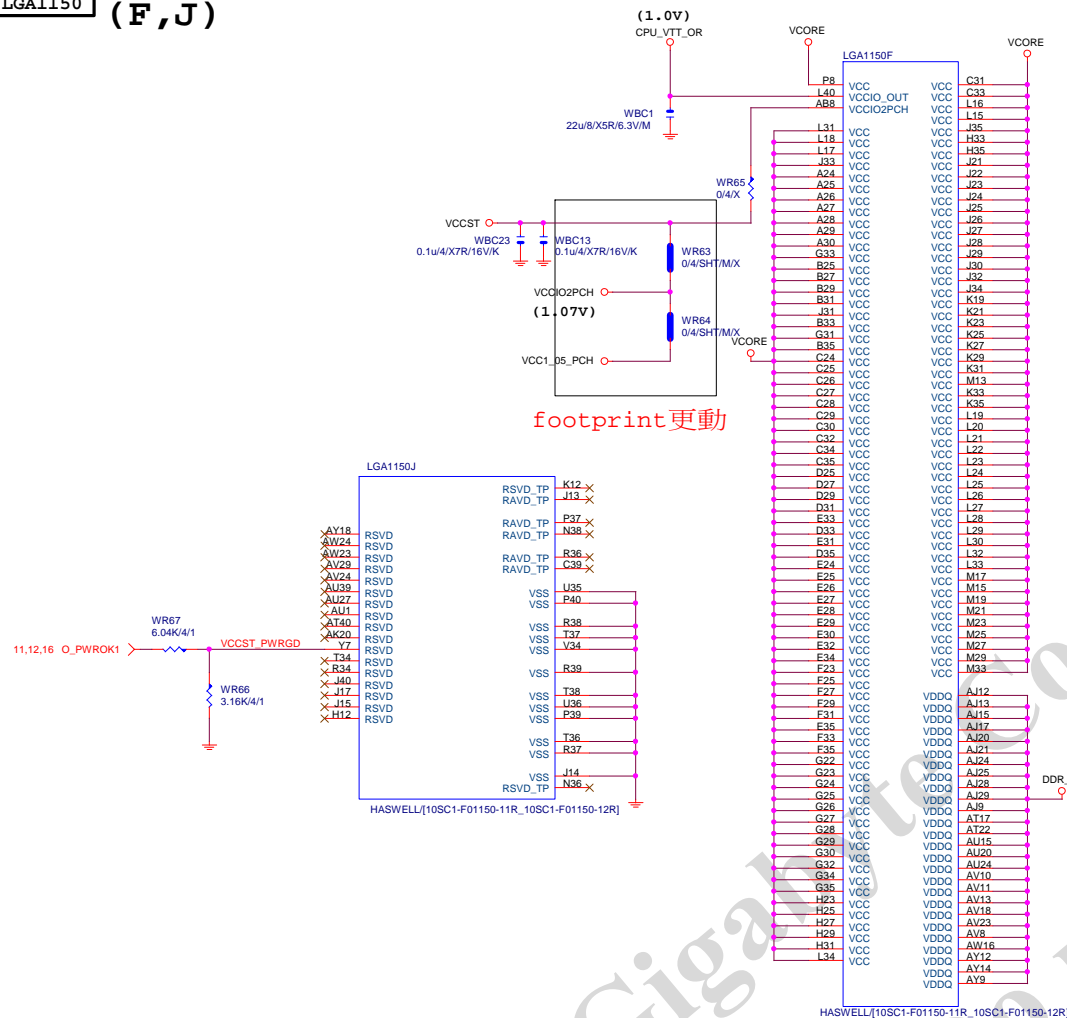
## LGA1150 (A)

## LGA1150 (B)


## LGA1150 (CR)

LGA1150A									
MAAA0	AU13	DDR0_MA0	DDR0_D00	AD38	MDA0				
MAAA1	AV16	DDR0_MA1	DDR0_D01	AD39	MDA1				
MAAA2	AU16	DDR0_MA2	DDR0_D02	AF38	MDA2				
MAAA3	AW17	DDR0_MA3	DDR0_D03	AF39	MDA3				
MAAA4	AU17	DDR0_MA4	DDR0_D04	AD37	MDA4				
MAAA5	AW18	DDR0_MA5	DDR0_D05	AD40	MDA5				
MAAA6	AV17	DDR0_MA6	DDR0_D06	AE37	MDA6				
MAAA7	AT18	DDR0_MA7	DDR0_D07	AF40	MDA7				
MAAA8	AU18	DDR0_MA8	DDR0_D08	AH40	MDA9				
MAAA9	AT19	DDR0_MA9	DDR0_D09	AH39	MDA10				
MAAA10	AW11	DDR0_MA10	DDR0_D10	AK38	MDA10				
MAAA11	AV19	DDR0_MA11	DDR0_D11	AK39	MDA11				
MAAA12	AU19	DDR0_MA12	DDR0_D12	AH37	MDA12				
MAAA13	AY10	DDR0_MA13	DDR0_D13	AH38	MDA13				
MAAA14	AT20	DDR0_MA14	DDR0_D14	AK37	MDA14				
MAAA15	AU21	DDR0_MA15	DDR0_D15	AK40	MDA15				
MODT_A0	AW10	DDR0_ODT0	DDR0_D16	AM40	MDA17				
MODT_A1	AY8	DDR0_ODT1	DDR0_D17	AM39	MDA21				
AW9		DDR0_ODT2	DDR0_D18	AP38	MDA18				
AW8		DDR0_ODT3	DDR0_D19	AP39	MDA19				
			DDR0_D20	AM37	MDA20				
			DDR0_D21	AM38	MDA16				
			DDR0_D22	AM26	MDA22				
			DDR0_D23	AM25	MDA23				
			DDR0_D24	AP28	MDA28				
			DDR0_D25	AL26	MDA26				
			DDR0_D26	AL25	MDA27				
			DDR0_D27	AR26	MDA28				
			DDR0_D28	AR28	MDA29				
			DDR0_D29	AR29	MDA30				
			DDR0_D30	AW35	MDA31				
			DDR0_D31	AW6	MDA33				
			DDR0_D32	AW6	MDA37				
			DDR0_D33	AW6	MDA38				
			DDR0_D34	AW6	MDA39				
			DDR0_D35	AW6	MDA40				
			DDR0_D36	AW6	MDA41				
			DDR0_D37	AW6	MDA42				
			DDR0_D38	AW6	MDA43				
			DDR0_D39	AW6	MDA44				
			DDR0_D40	AW6	MDA45				
			DDR0_D41	AW6	MDA46				
			DDR0_D42	AW6	MDA47				
			DDR0_D43	AW6	MDA48				
			DDR0_D44	AW6	MDA49				
			DDR0_D45	AW6	MDA50				
			DDR0_D46	AW6	MDA51				
			DDR0_D47	AW6	MDA52				
			DDR0_D48	AW6	MDA53				
			DDR0_D49	AW6	MDA54				
			DDR0_D50	AW6	MDA55				
			DDR0_D51	AW6	MDA56				
			DDR0_D52	AW6	MDA57				
			DDR0_D53	AW6	MDA58				
			DDR0_D54	AW6	MDA59				
			DDR0_D55	AW6	MDA60				
			DDR0_D56	AW6	MDA61				
			DDR0_D57	AW6	MDA62				
			DDR0_D58	AW6	MDA63				
			DDR0_D59	AW6	MDA64				
			DDR0_D60	AW6	MDA65				
			DDR0_D61	AW6	MDA66				
			DDR0_D62	AW6	MDA67				
			DDR0_D63	AW6	MDA68				
			DDR0_D64	AW6	MDA69				
			DDR0_D65	AW6	MDA70				
			DDR0_D66	AW6	MDA71				
			DDR0_D67	AW6	MDA72				
			DDR0_D68	AW6	MDA73				
			DDR0_D69	AW6	MDA74				
			DDR0_D70	AW6	MDA75				
			DDR0_D71	AW6	MDA76				
			DDR0_D72	AW6	MDA77				
			DDR0_D73	AW6	MDA78				
			DDR0_D74	AW6	MDA79				
			DDR0_D75	AW6	MDA80				
			DDR0_D76	AW6	MDA81				
			DDR0_D77	AW6	MDA82				
			DDR0_D78	AW6	MDA83				
			DDR0_D79	AW6	MDA84				
			DDR0_D80	AW6	MDA85				
			DDR0_D81	AW6	MDA86				
			DDR0_D82	AW6	MDA87				
			DDR0_D83	AW6	MDA88				
			DDR0_D84	AW6	MDA89				
			DDR0_D85	AW6	MDA90				
			DDR0_D86	AW6	MDA91				
			DDR0_D87	AW6	MDA92				
			DDR0_D88	AW6	MDA93				
			DDR0_D89	AW6	MDA94				
			DDR0_D90	AW6	MDA95				
			DDR0_D91	AW6	MDA96				
			DDR0_D92	AW6	MDA97				
			DDR0_D93	AW6	MDA98				
			DDR0_D94	AW6	MDA99				
			DDR0_D95	AW6	MDA100				
			DDR0_D96	AW6	MDA101				
			DDR0_D97	AW6	MDA102				
			DDR0_D98	AW6	MDA103				
			DDR0_D99	AW6	MDA104				
			DDR0_D100	AW6	MDA105				
			DDR0_D101	AW6	MDA106				
			DDR0_D102	AW6	MDA107				
			DDR0_D103	AW6	MDA108				
			DDR0_D104	AW6	MDA109				
			DDR0_D105	AW6	MDA110				
			DDR0_D106	AW6	MDA111				
			DDR0_D107	AW6	MDA112				
			DDR0_D108	AW6	MDA113				
			DDR0_D109	AW6	MDA114				
			DDR0_D110	AW6	MDA115				
			DDR0_D111	AW6	MDA116				
			DDR0_D112	AW6	MDA117				
			DDR0_D113	AW6	MDA118				
			DDR0_D114	AW6	MDA119				
			DDR0_D115	AW6	MDA120				
			DDR0_D116	AW6	MDA121				
			DDR0_D117	AW6	MDA122				
			DDR0_D118	AW6	MDA123				
			DDR0_D119	AW6	MDA124				
			DDR0_D120	AW6	MDA125				
			DDR0_D121	AW6	MDA126				
			DDR0_D122	AW6	MDA127				
			DDR0_D123	AW6	MDA128				
			DDR0_D124	AW6	MDA129				
			DDR0_D125	AW6	MDA130				
			DDR0_D126	AW6	MDA131				
			DDR0_D127	AW6	MDA132				
			DDR0_D128	AW6	MDA133				
			DDR0_D129	AW6	MDA134				
			DDR0_D130	AW6	MDA135				
			DDR0_D131	AW6	MDA136				
			DDR0_D132	AW6	MDA137				
			DDR0_D133	AW6	MDA138				
			DDR0_D134	AW6	MDA139				
			DDR0_D135	AW6	MDA140				
			DDR0_D136	AW6	MDA141				
			DDR0_D137	AW6	MDA142				
			DDR0_D138	AW6	MDA143				
			DDR0_D139	AW6	MDA144				
			DDR0_D140	AW6	MDA145				
			DDR0_D141	AW6	MDA146				
			DDR0_D142	AW6	MDA147				
			DDR0_D143	AW6	MDA148				
			DDR0_D144	AW6	MDA149				
			DDR0_D145	AW6	MDA150				
			DDR0_D146	AW6	MDA151				
			DDR0_D147	AW6	MDA152				
			DDR0_D148	AW6	MDA153				
			DDR0_D149	AW6	MDA154				
			DDR0_D150	AW6	MDA155				
			DDR0_D151	AW6	MDA156				
			DDR0_D152	AW6	MDA157				
			DDR0_D153	AW6	MDA158				
			DDR0_D154	AW6	MDA159				
			DDR0_D155	AW6	MDA160				
			DDR0_D156	AW6	MDA161				
			DDR0_D157	AW6	MDA162				
			DDR0_D158	AW6	MDA163				
			DDR0_D159	AW6	MDA164				
			DDR0_D160	AW6	MDA165				
			DDR0_D161	AW6	MDA166				
			DDR0_D162	AW6	MDA167				
			DDR0_D163	AW6	MDA168				
			DDR0_D164	AW6	MDA169				
			DDR0_D165	AW6	MDA170				
			DDR0_D166	AW6	MDA171				
			DDR0_D167	AW6	MDA172				
			DDR0_D168	AW6	MDA173				
			DDR0_D169	AW6	MDA174				
			DDR0_D170	AW6	MDA175				
			DDR0_D171	AW6	MDA176				
			DDR0_D172	AW6	MDA177				
			DDR0_D173	AW6	MDA178				
			DDR0_D174	AW6	MDA179				
			DDR0_D175	AW6	MDA180				
			DDR0_D176	AW6	MDA181				
			DDR0_D177	AW6	MDA182				
			DDR0_D178	AW6	MDA183				
			DDR0_D179	AW6	MDA184				
			DDR0_D180	AW6	MDA185				
			DDR0_D181	AW6	MDA186				
			DDR0_D182	AW6	MDA187				
			DDR0_D183	AW6	MDA188				
			DDR0_D184	AW6	MDA189				
			DDR0_D185	AW6	MDA190				
			DDR0_D186	AW6	MDA191				
			DDR0_D187	AW6	MDA192				
			DDR0_D188	AW6	MDA193				
			DDR0_D189	AW6	MDA194				
			DDR0_D190	AW6	MDA195				
			DDR0_D191	AW6	MDA196				
			DDR0_D192	AW6	MDA197				
			DDR0_D193	AW6	MDA198				
			DDR0_D194	AW6	MDA199				
			DDR0_D195	AW6	MDA200				
			DDR0_D196	AW6	MDA201				
			DDR0_D197	AW6	MDA202				
			DDR0_D198	AW6	MDA203				
			DDR0_D199	AW6	MDA204				
			DDR0_D200	AW6	MDA205				

**LGA1150 (F,J)**

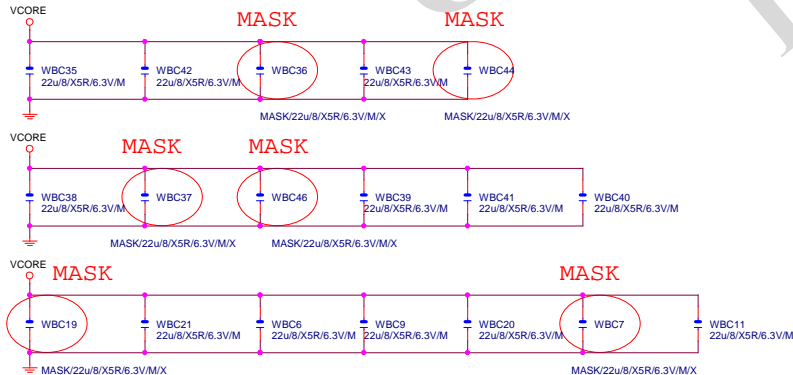


LGA1155 (G,H,I)



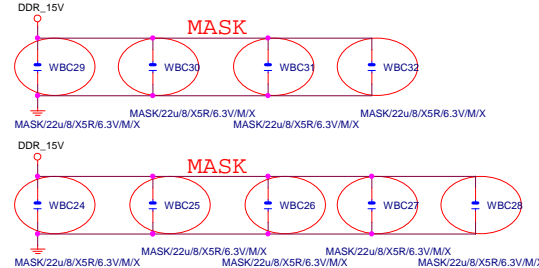
## VCore CAP

(x18)



## DDR CAP

(x9)



## Gigabyte Technology

Title	CPU I GA1150-C
-------	----------------

Size	Document Number
------	-----------------

GA-H81M-S

Date: Wednesday, June 04, 2014 Sheet 6 of 29

1.0

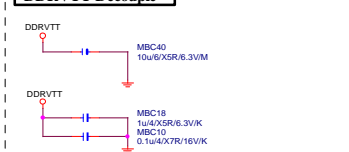
(A)



15



#### DDRVTT Decouple

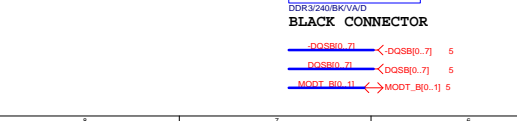
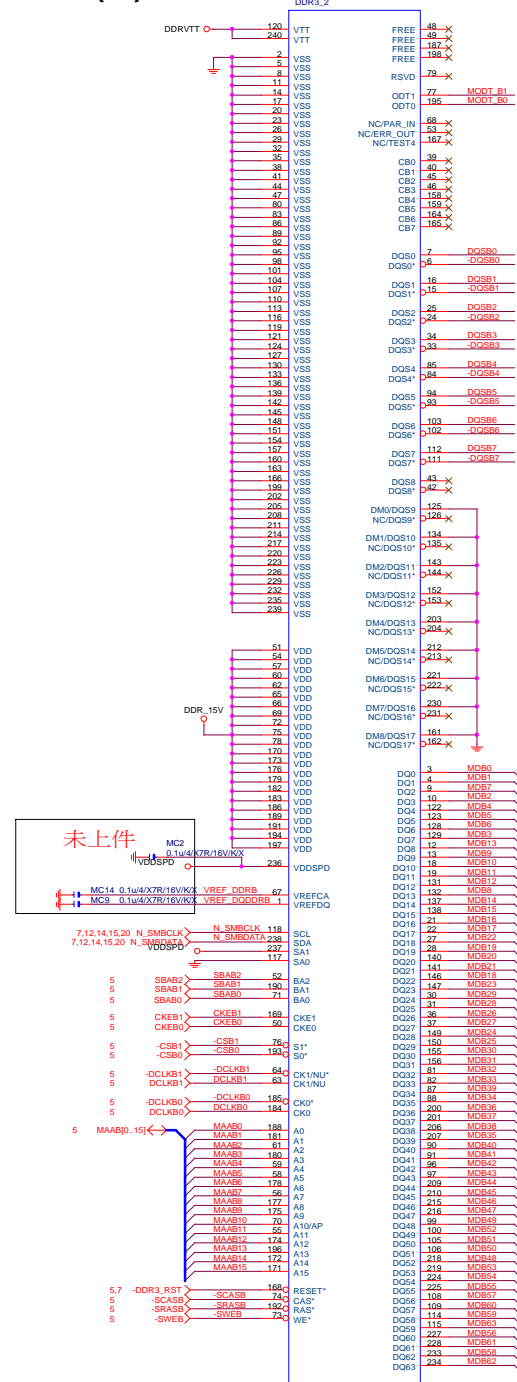


## Gigabyte Technology

Title				DDRIII CHANNEL A			
Size		Document Number				Rev	
Custom		GA-H81M-S				1.0	
Date:				Sheet 7 of 29			

DDR3

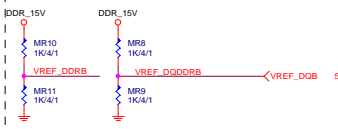
(B)



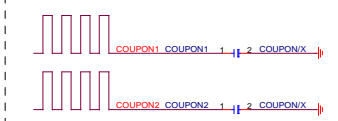
Group  
内有做  
Swap

Group  
内有做  
Swap


DDR3 VREF



COUPON



CPU

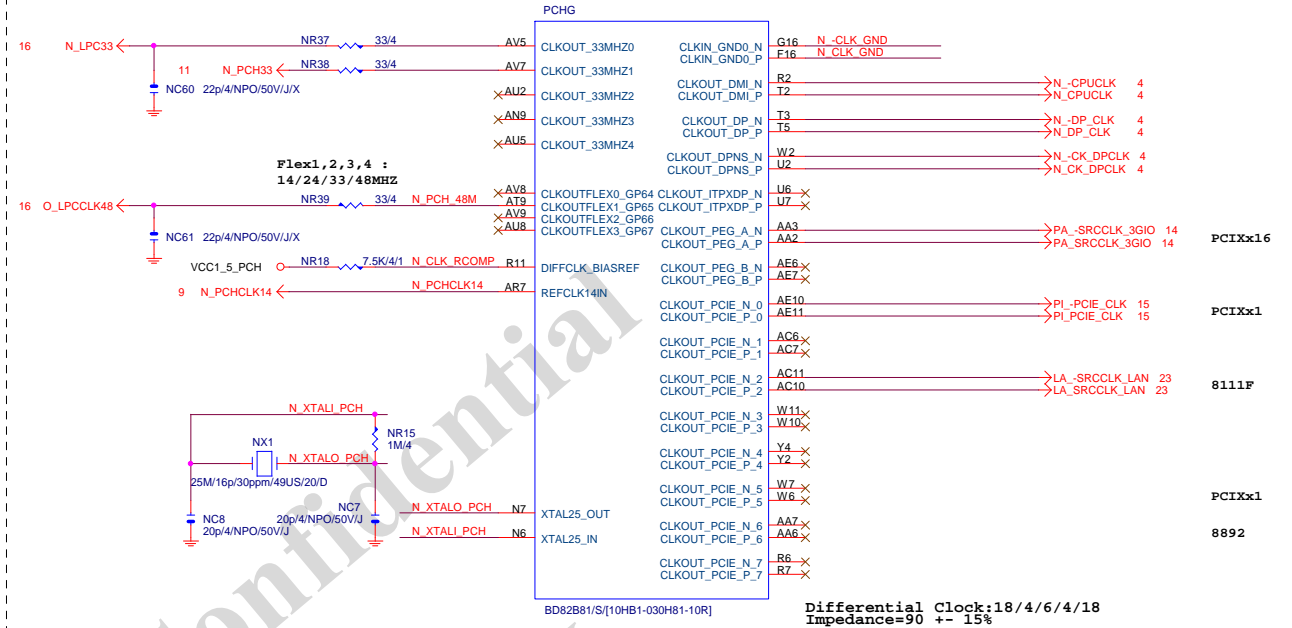


Gigabyte Technology		
Title		
DDRIII CHANNEL B		
Size		
Document Number		
GA-H81M-S		
Date		
Sheet		
Rev		
1.0		



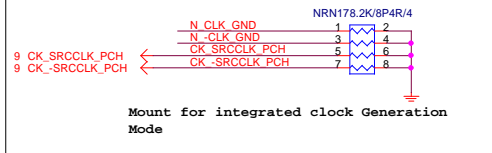


**PCH (G)**

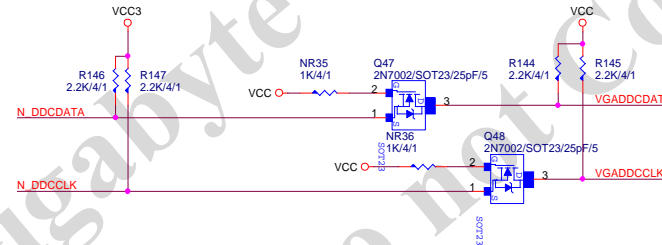


Differential Clock:18/4/6/4/18  
Impedance=90 +- 15%

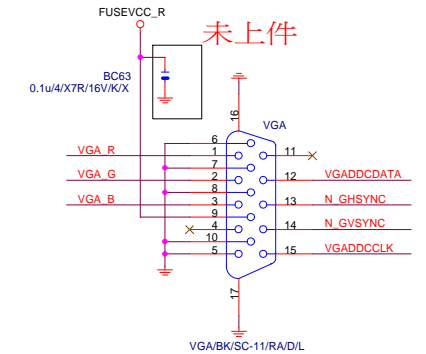
PCH CLK PD



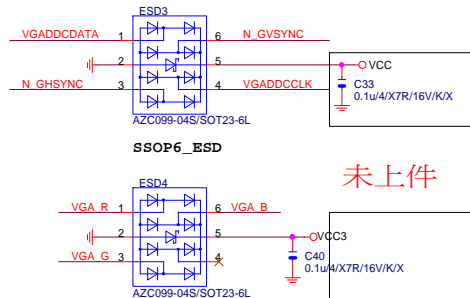
## VGA DDC



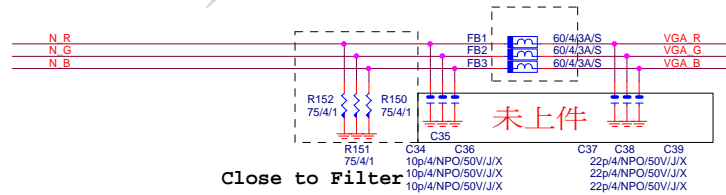
## VGA CONNECTOR



## VGA ESD



## VGA DDC



Close to Filter

未上件

BLACK CONNECTOR

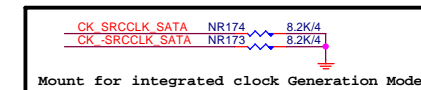
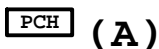
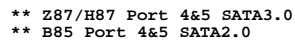
## Gigabyte Technology

### PCH DISPLAY ,CLK BUFFER

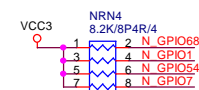
GA-H81M-S

Size Custom	Document Number <b>GA-H81M-S</b>	Rev 1.0
Date: Wednesday, June 04, 2014	Sheet 10 of 29	


SATA3 : 20/7.5/4.5/7.5/20 (breakout min 8/4/4/4/8)  
Impedance=90 +- 17.5%  
SATA2 : 15/7.5/4.5/7.5/15 (breakout min 8/4/4/4/8)  
Impedance=90 +- 17.5%



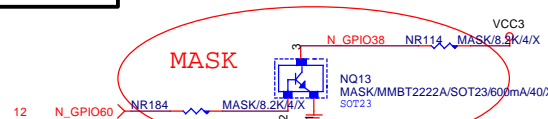
PCH	PU/PD
-----	-------



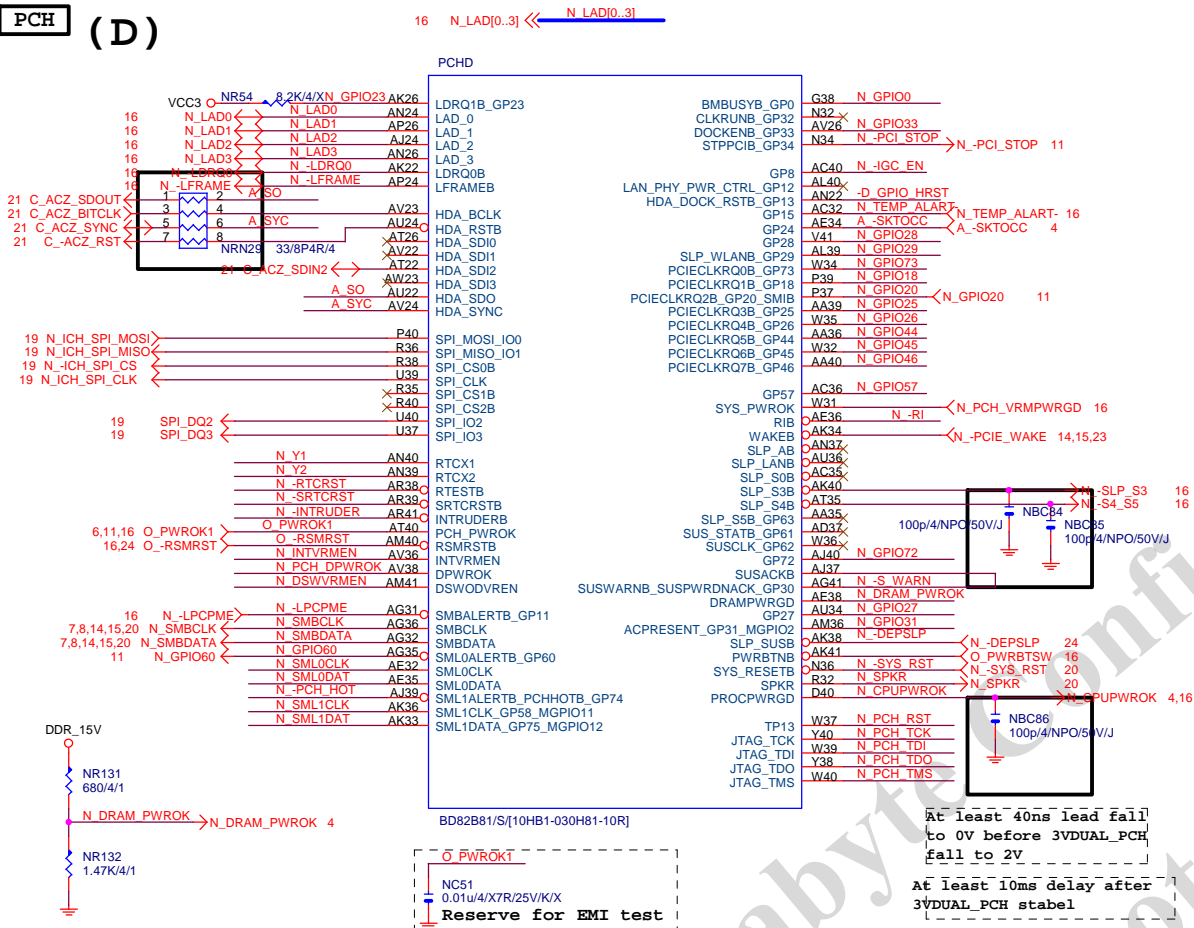
## ME PWROK




GPI038 Ctrl



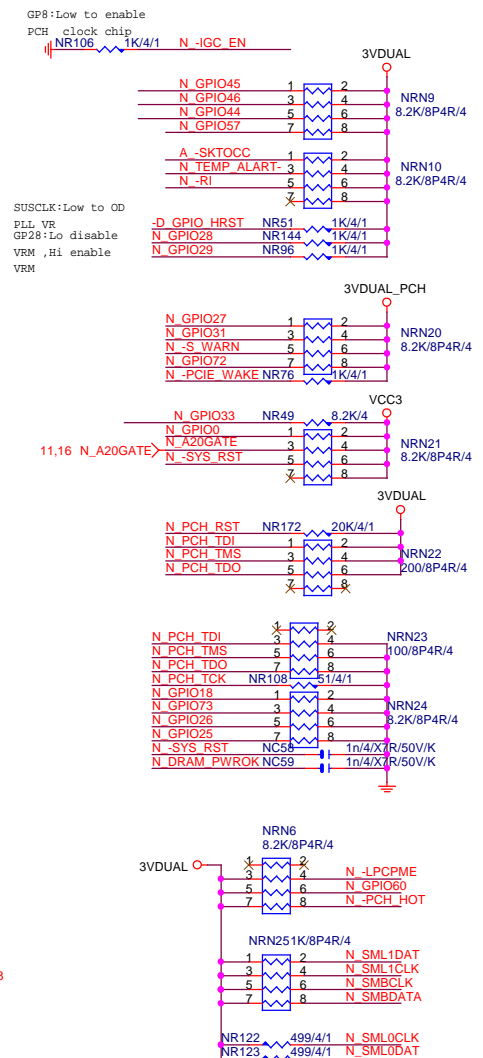
(D)



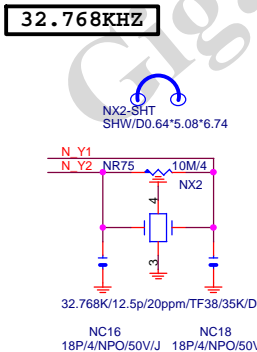
## ACZ\_SDOUT



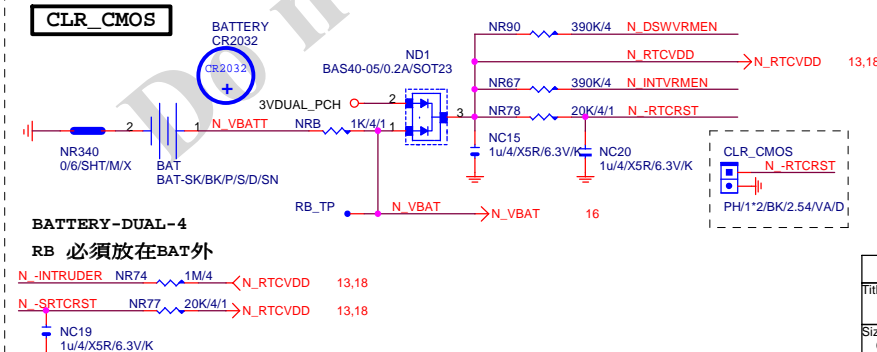
PCH	PU/PD
-----	-------



## HSW\_STRAP13

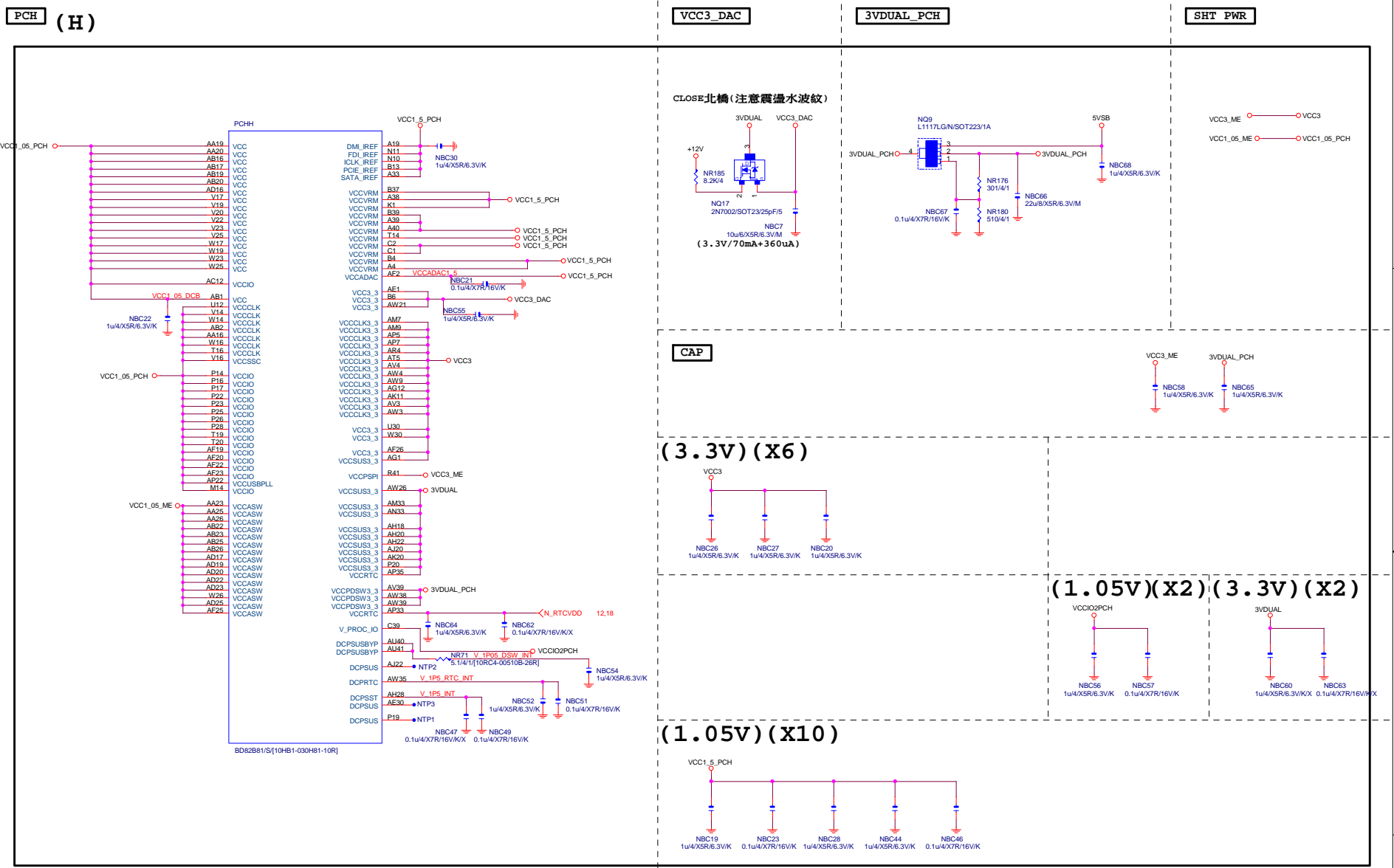


CLR_CMOS
----------

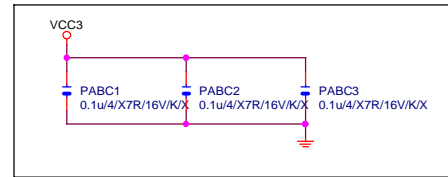


## Gigabyte Technology

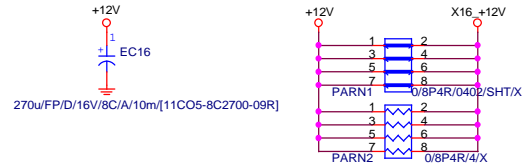
<b>Gigabyte Technology</b>			
Title			
<b>PCH GPIO , CTRL , AUDIO</b>			
Size	Document Number		Rev
Custom	<b>GA-H81M-S</b>		<b>1.0</b>
Date:	Wednesday, June 04, 2014	Sheet	12 of 29



## PCIEX16 CAP



## PCIEX16 PROTECT SHT




## PCIEX16 AC CAP

PA EXP TXP0	PAC5	0.22u4/X5R/6.3V/K	PA EXP TXP0 C
PA EXP TXN0	PAC4	0.22u4/X5R/6.3V/K	PA EXP TXN0 C
PA EXP TXP1	PAC6	0.22u4/X5R/6.3V/K	PA EXP TXP1 C
PA EXP TXN1	PAC7	0.22u4/X5R/6.3V/K	PA EXP TXN1 C
PA EXP TXP2	PAC8	0.22u4/X5R/6.3V/K	PA EXP TXP2 C
PA EXP TXN2	PAC9	0.22u4/X5R/6.3V/K	PA EXP TXN2 C
PA EXP TXP3	PAC10	0.22u4/X5R/6.3V/K	PA EXP TXP3 C
PA EXP TXN3	PAC11	0.22u4/X5R/6.3V/K	PA EXP TXN3 C
PA EXP TXP4	PAC12	0.22u4/X5R/6.3V/K	PA EXP TXP4 C
PA EXP TXN4	PAC13	0.22u4/X5R/6.3V/K	PA EXP TXN4 C
PA EXP TXP5	PAC14	0.22u4/X5R/6.3V/K	PA EXP TXP5 C
PA EXP TXN5	PAC15	0.22u4/X5R/6.3V/K	PA EXP TXN5 C
PA EXP TXP6	PAC16	0.22u4/X5R/6.3V/K	PA EXP TXP6 C
PA EXP TXN6	PAC17	0.22u4/X5R/6.3V/K	PA EXP TXN6 C
PA EXP TXP7	PAC19	0.22u4/X5R/6.3V/K	PA EXP TXP7 C
PA EXP TXN7	PAC18	0.22u4/X5R/6.3V/K	PA EXP TXN7 C
PA EXP TXP8	PAC20	0.22u4/X5R/6.3V/K	PA EXP TXP8 C
PA EXP TXN8	PAC21	0.22u4/X5R/6.3V/K	PA EXP TXN8 C
PA EXP TXP9	PAC22	0.22u4/X5R/6.3V/K	PA EXP TXP9 C
PA EXP TXN9	PAC23	0.22u4/X5R/6.3V/K	PA EXP TXN9 C
PA EXP TXP10	PAC24	0.22u4/X5R/6.3V/K	PA EXP TXP10 C
PA EXP TXN10	PAC25	0.22u4/X5R/6.3V/K	PA EXP TXN10 C
PA EXP TXP11	PAC26	0.22u4/X5R/6.3V/K	PA EXP TXP11 C
PA EXP TXN11	PAC27	0.22u4/X5R/6.3V/K	PA EXP TXN11 C
PA EXP TXP12	PAC28	0.22u4/X5R/6.3V/K	PA EXP TXP12 C
PA EXP TXN12	PAC29	0.22u4/X5R/6.3V/K	PA EXP TXN12 C
PA EXP TXP13	PAC30	0.22u4/X5R/6.3V/K	PA EXP TXP13 C
PA EXP TXN13	PAC31	0.22u4/X5R/6.3V/K	PA EXP TXN13 C
PA EXP TXP14	PAC32	0.22u4/X5R/6.3V/K	PA EXP TXP14 C
PA EXP TXN14	PAC33	0.22u4/X5R/6.3V/K	PA EXP TXN14 C
PA EXP TXP15	PAC34	0.22u4/X5R/6.3V/K	PA EXP TXP15 C
PA EXP TXN15	PAC35	0.22u4/X5R/6.3V/K	PA EXP TXN15 C

PA EXP RXP0.[15] >> PA\_EXP\_RXP[0..15] 4  
PA EXP RXN0.[15] >> PA\_EXP\_RXN[0..15] 4  
PA EXP TXP0.[15] >> PA\_EXP\_TXP[0..15] 4  
PA EXP TXN0.[15] >> PA\_EXP\_TXN[0..15] 4

## PCIEX16 SLOT

## PCIESLOT-164DN-P



PCI-E/16X-164P/BK/LONG DOUBLE

BLACK CONNECTOR

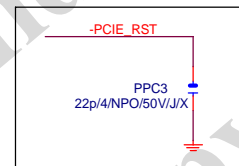
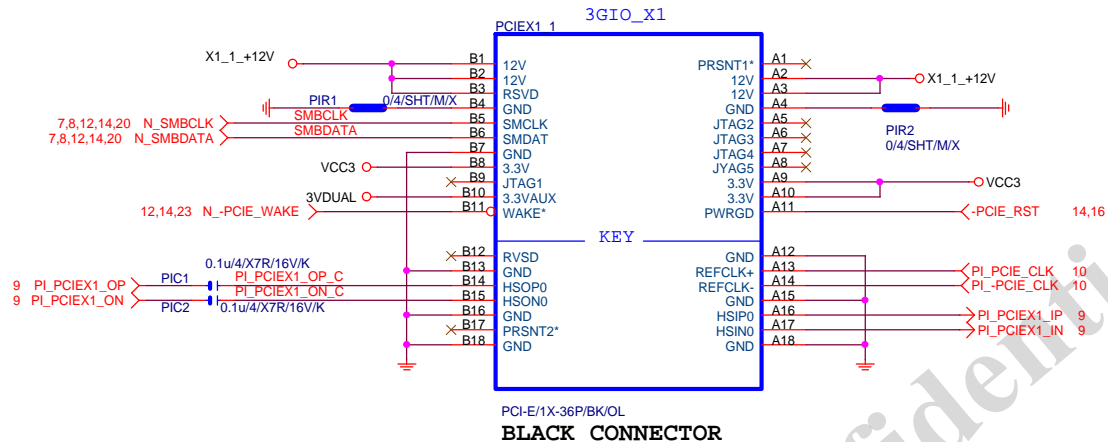
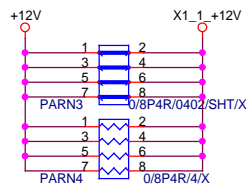
Gigabyte Technology

Title			PCI EXPRESS * 16		
Size			GA-H81M-S		
Custom			Rev 1.0		
Date: Wednesday, June 04, 2014			Sheet 14 of 29		

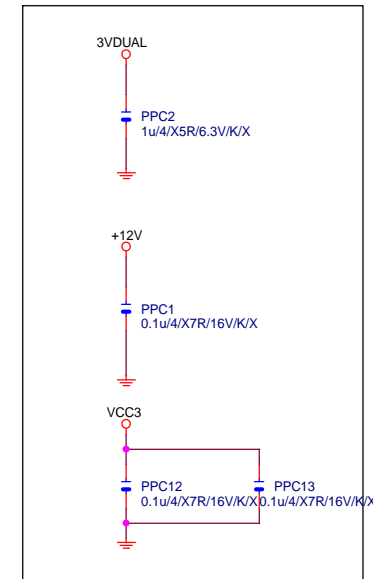


# PCIEX1 SLOT

# PCIEX1 PROTECT SHT



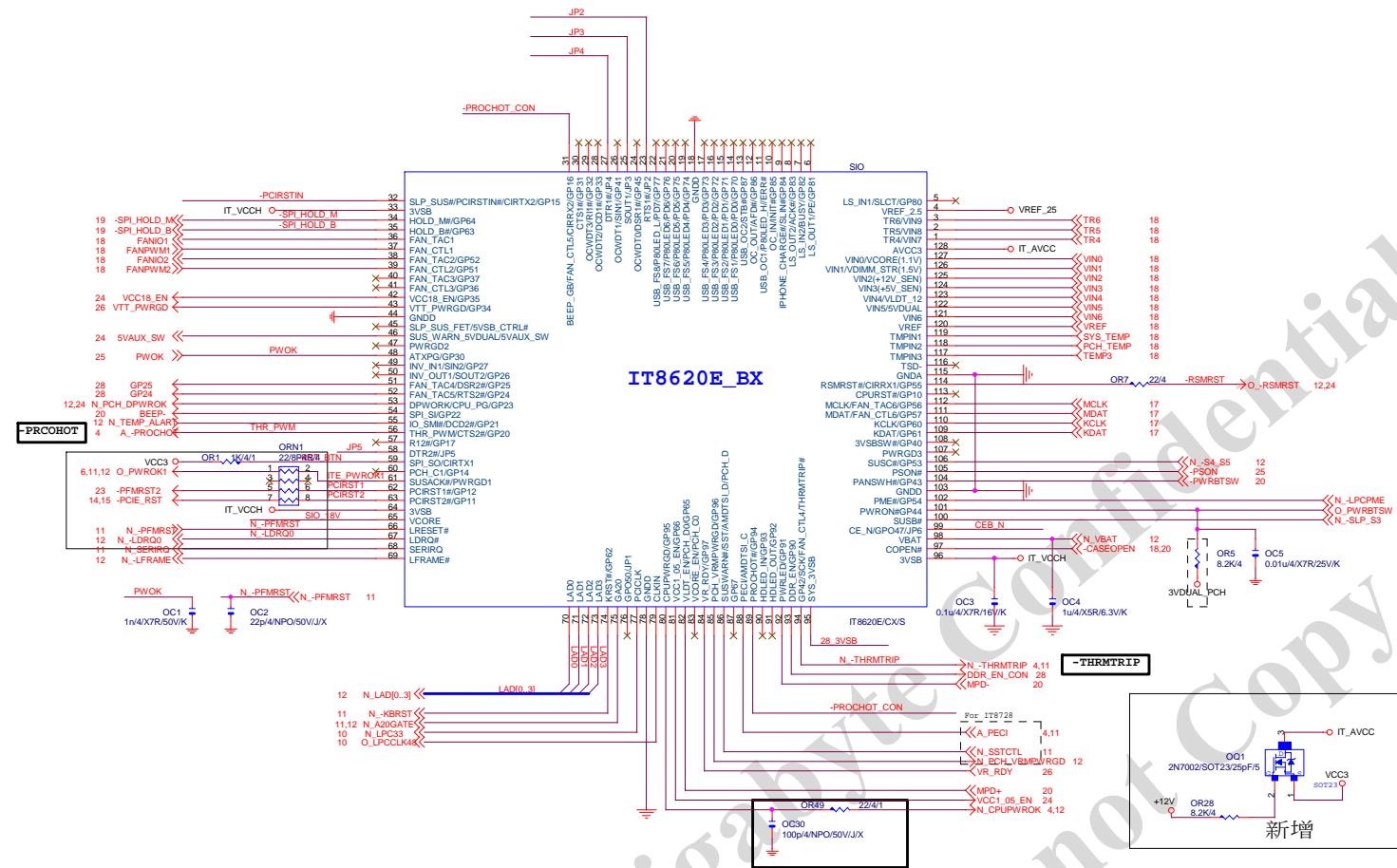
未上件



未上件

Gigabyte Technology			
PCI EXPRESS X 1 PORT			
Title	Size	Document Number	Rev
	Custom	GA-H81M-S	1.0
Date:	Wednesday, June 04, 2014	Sheet 15 of 29	

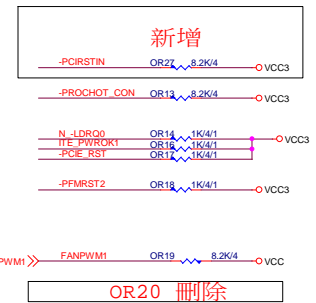
SIO IT8620



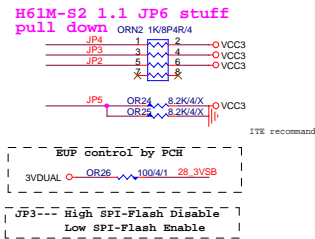
PWR SHT



SIO PU



SIO STRAP

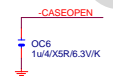


DOR EN CON

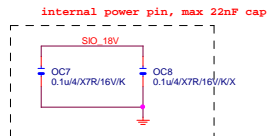


MB ID

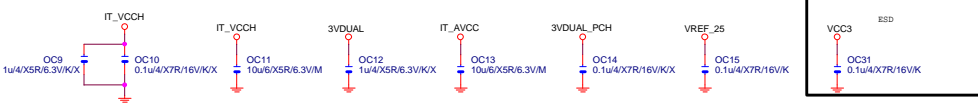
DUAL BIOS OPT STRAP



SIO\_18V



SIO CAP



未上件

Gigabyte Technology			
Title PCH GPIO , CTRL , AUDIO			
Size C	Document Number GA-H81M-S	Rev 1.0	
Date: Wednesday, June 04, 2014	Sheet 16	of 29	

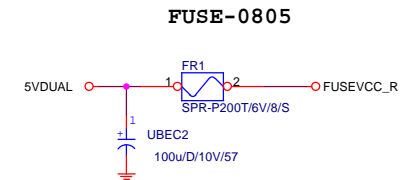
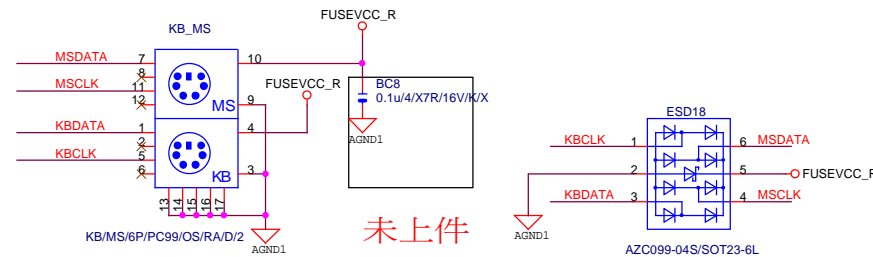


COM

## KB/MS

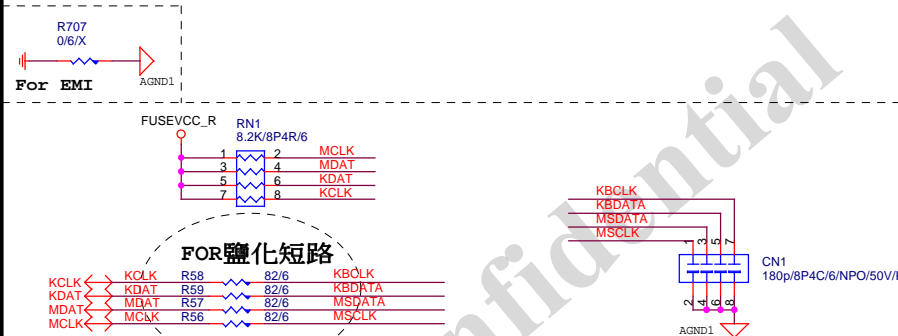
## KB\_MS ESD

## USB2.0 PWR

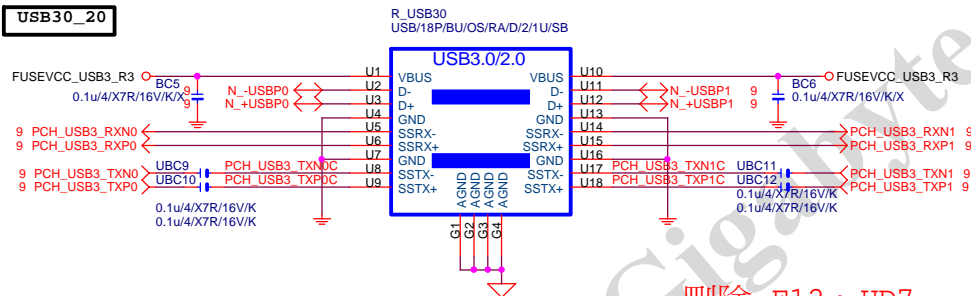


Close to connector

COM RI

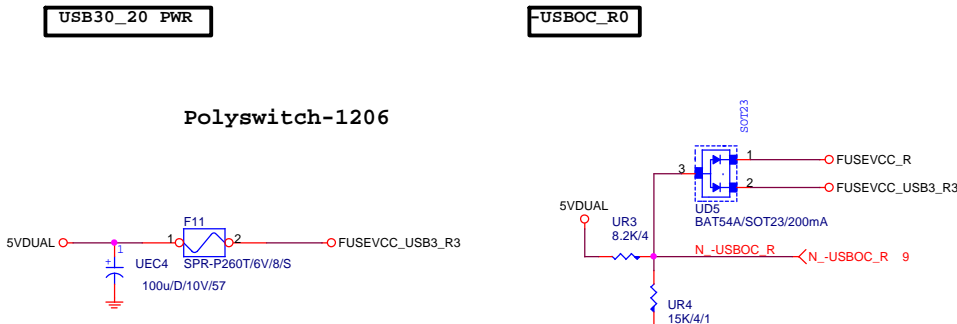


USB30\_20



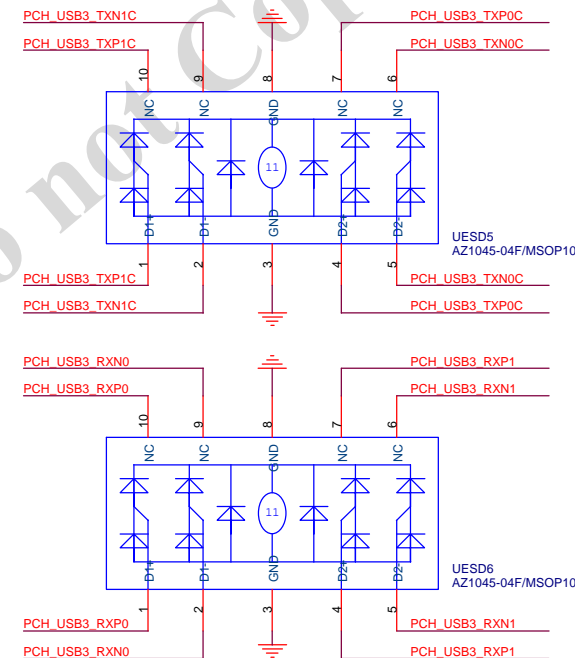
删除 F12、UD7

USB30\_20 PWR

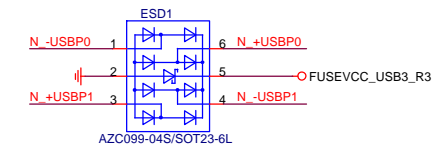


USB30\_20 ESD PROTECT

## USB3.0 ESD



USB POWER PROTECT



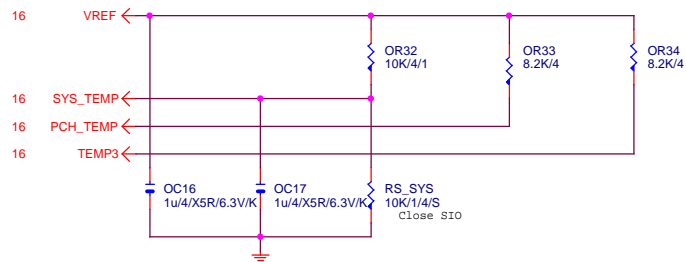
## Gigabyte Technology

Title	COM,-RI,KB_USB,USB_ESATA,-PROCHOT
-------	-----------------------------------

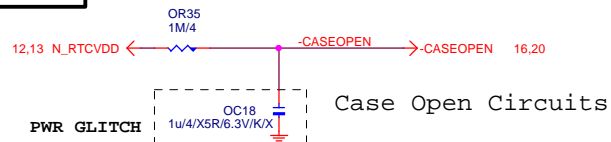
Size	Document Number	GA-H81M-S	Re
Custom			1

Date: Wednesday, June 04, 2014 Sheet 17 of 29

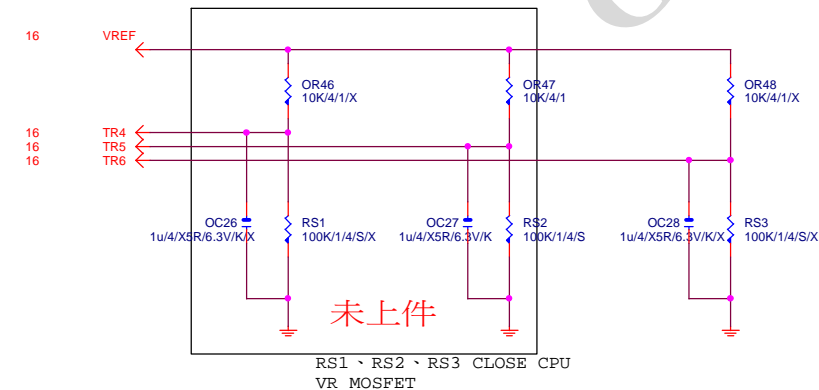
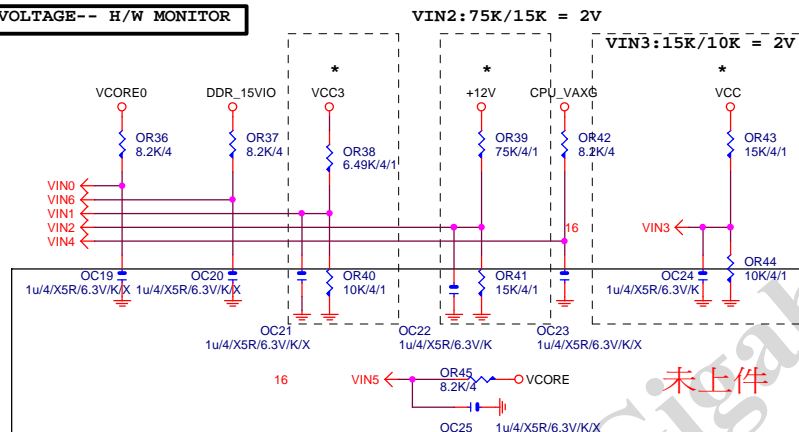
# TEMP H/W MONITOR



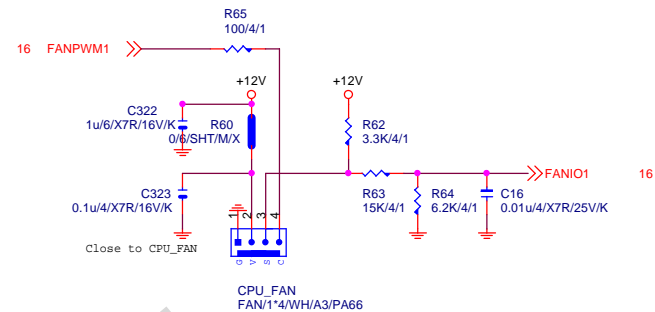
# CASE OPEN



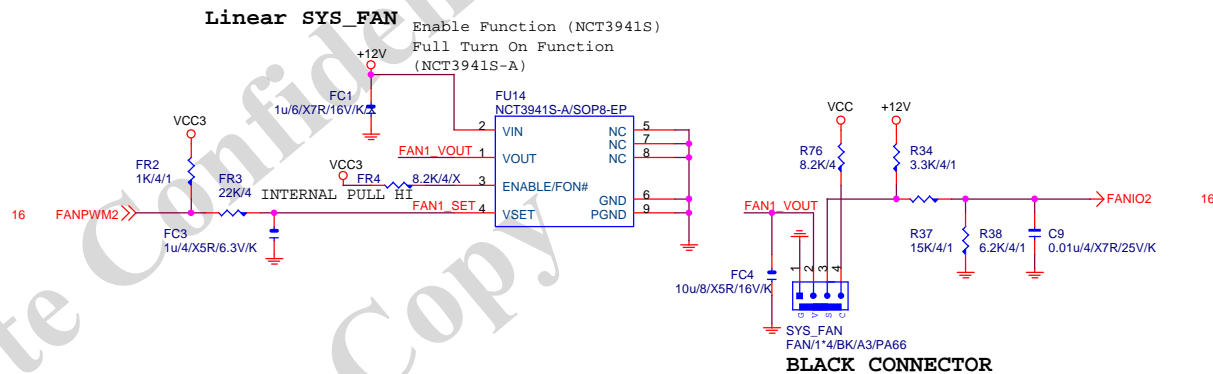
# VOLTAGE-- H/W MONITOR



# CPU SMART FAN



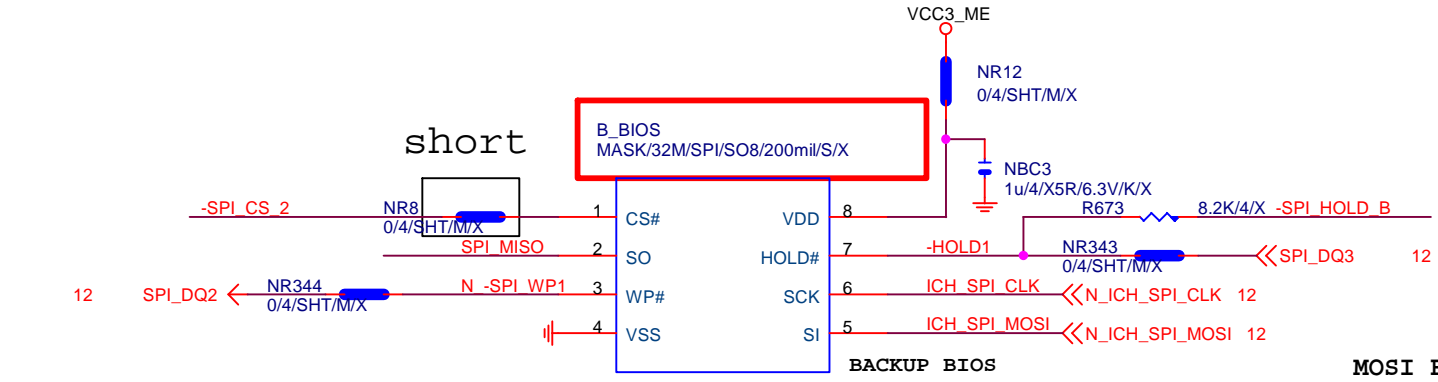
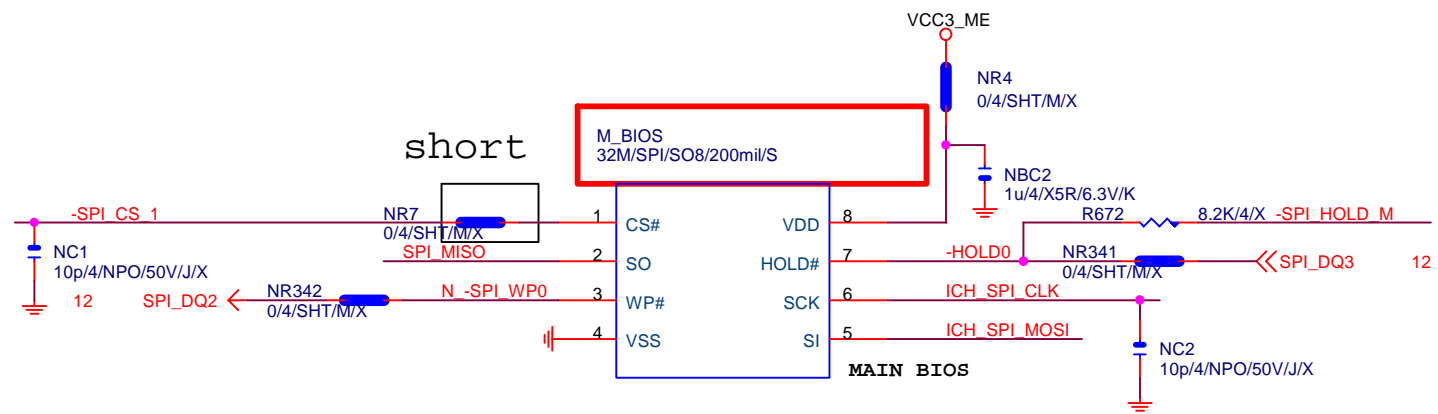
# SYS SMART FAN



# PROHOT

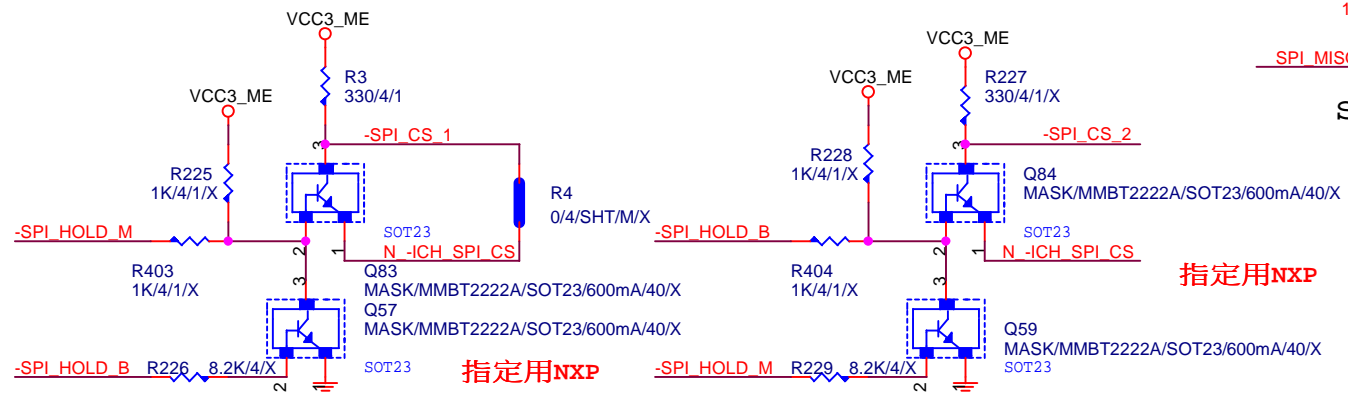
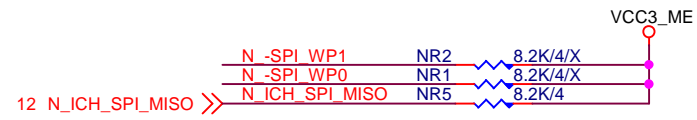
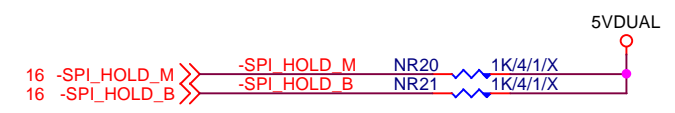
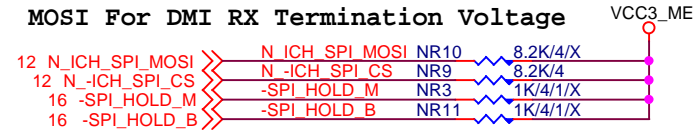
Gigabyte Technology

Title			HWM,FAN CTRL,OV
Size	Document Number	Rev	
Custom	GA-H81M-S	1.0	
Date:	Wednesday, June 04, 2014	Sheet	18 of 29

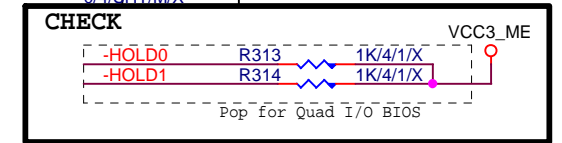


BOOT DEVICE	GNT0	GNT1
LPC	0	0
PCI	0	1
NAND	1	0
SPI	1	1

1 means floating  
0 means PD 1K



short



指定用NXP

**Gigabyte Technology**

**DUAL BIOS**

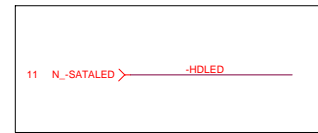
**GA-H81M-S**

Rev 1.0

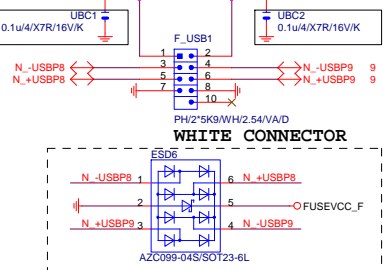
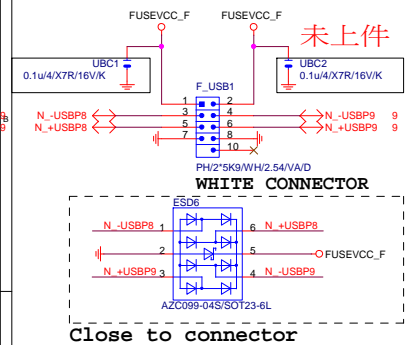
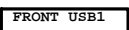
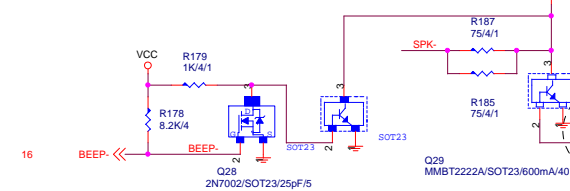
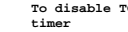
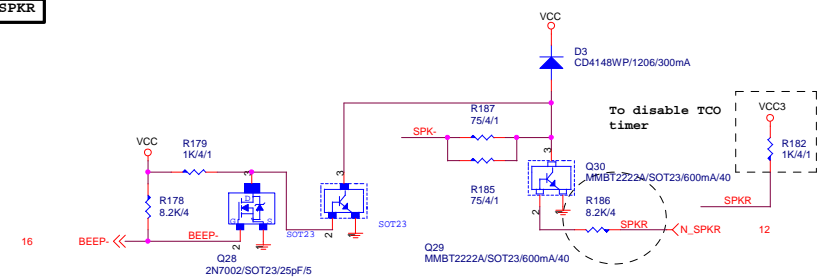
Document Number

Wednesday, June 04, 2014

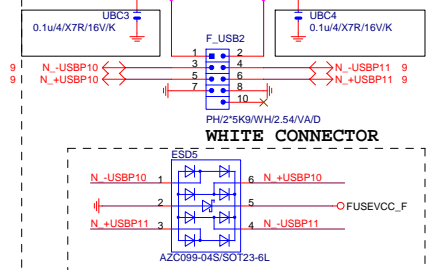
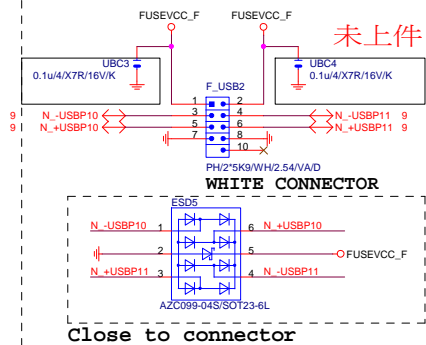
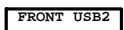
Sheet 19 of 29



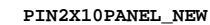
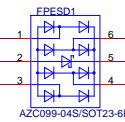
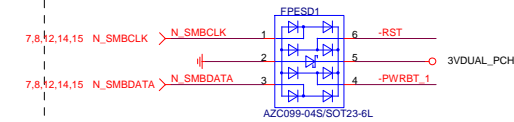
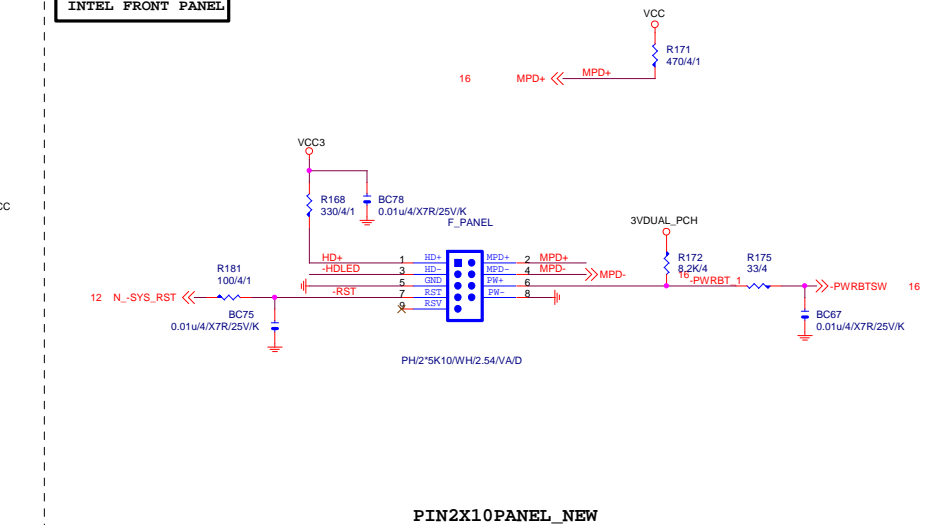
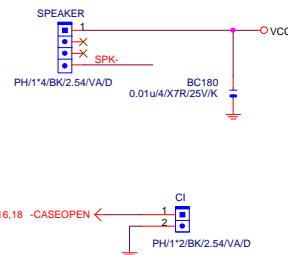
新增



Close to connector



Close to connector



Title	FP,F_USB,USB PWR,SPKR,SATA LED
-------	--------------------------------

GA-H81M-S

1.0

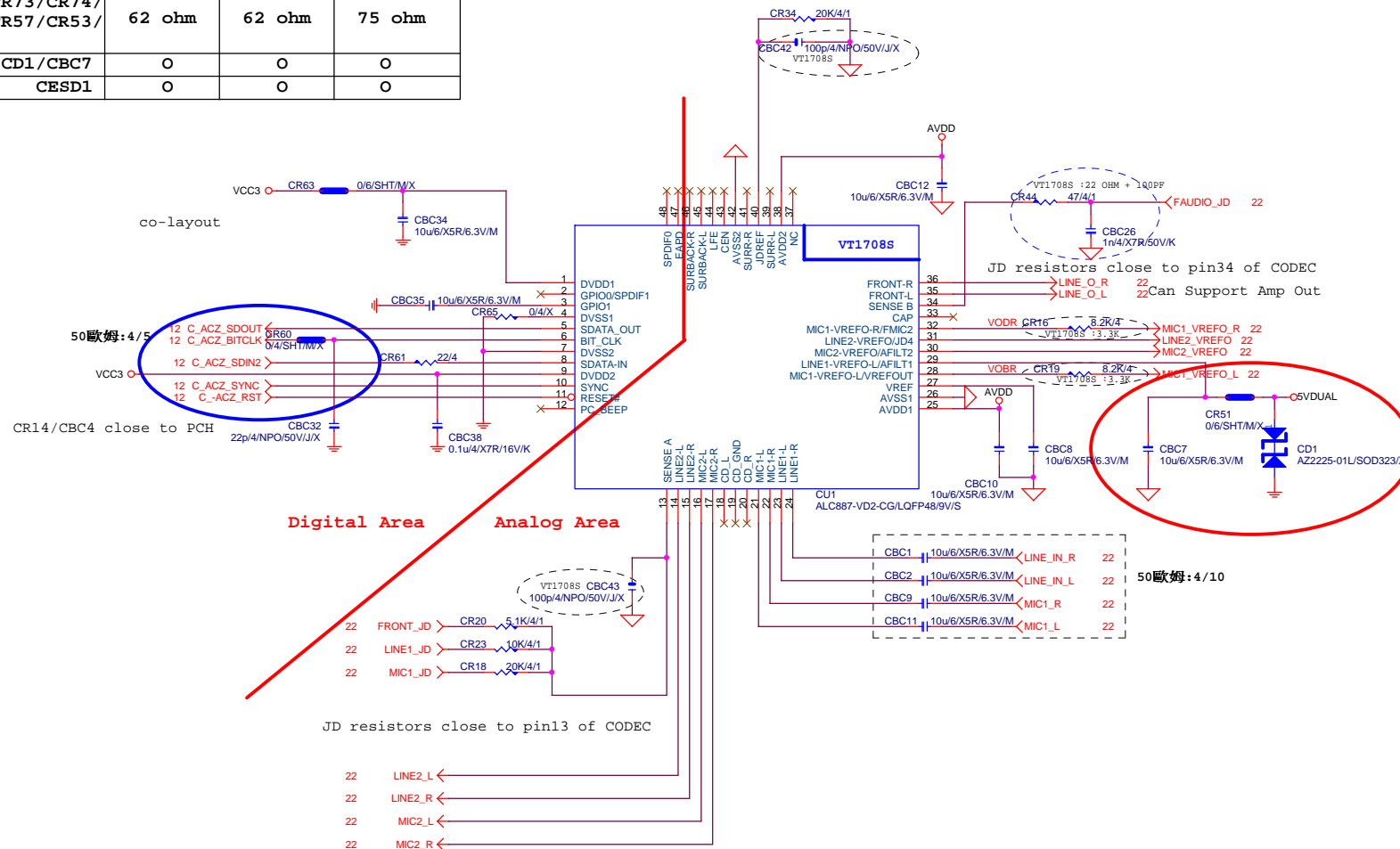
Date: Wednesday, June 04, 2014 Sheet 20 of 29

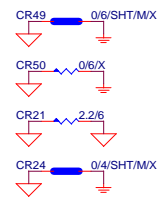
F\_USB1, F\_USB2 4-Port 2.6A

刪UD8，原UR1 5VDUAL改接FUSEVCC\_F

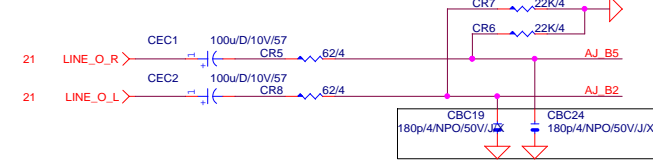
AZALIA CODEC **ALC892/ALC887-VD2/VT1708-CE Colay**

	ALC892	ALC887-VD2	VT1708S-CE
CR44/CBC26	47ohm+1nF	47ohm+1nF	22ohm+100P
CBC42/CBC43	X	X	100P/4
CR6/CR7/CR58/CR54/ CR67/CR68/CR69/CR70	22K/4	22K/4	10K/4/1
CR5/CR8/CR1/CR14/ CR17/CR22/CR73/CR74/ CR13/CR11/CR57/CR53/ CR75/CR76	62 ohm	62 ohm	75 ohm
CR51/CD1/CBC7	O	O	O
CESD1	O	O	O





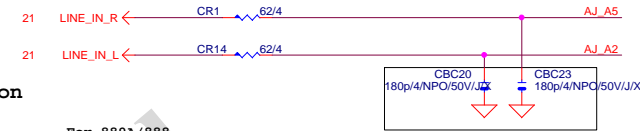
## LINE-OUT



## LINE-IN

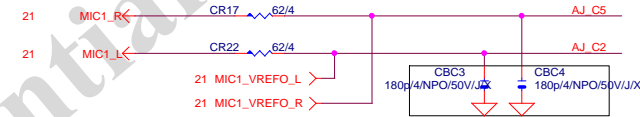
Verify MIC function  
in LINE-in

Only reserved for ALC888

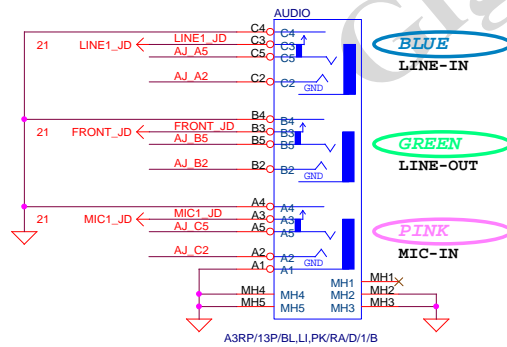


For 889A/888

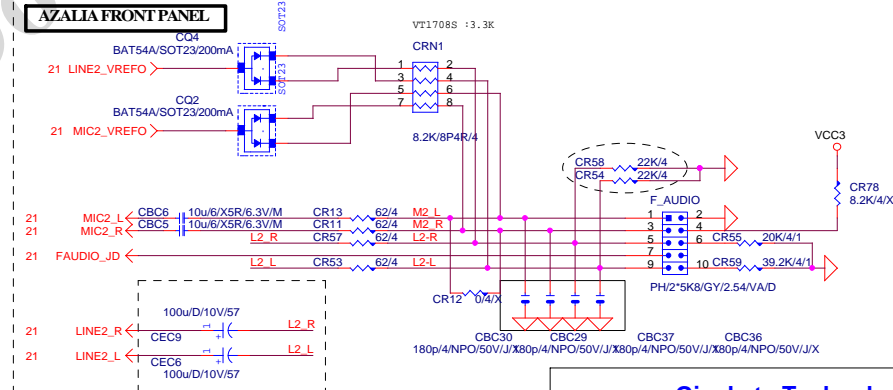
## MIC-IN



## SPDIF\_OUT



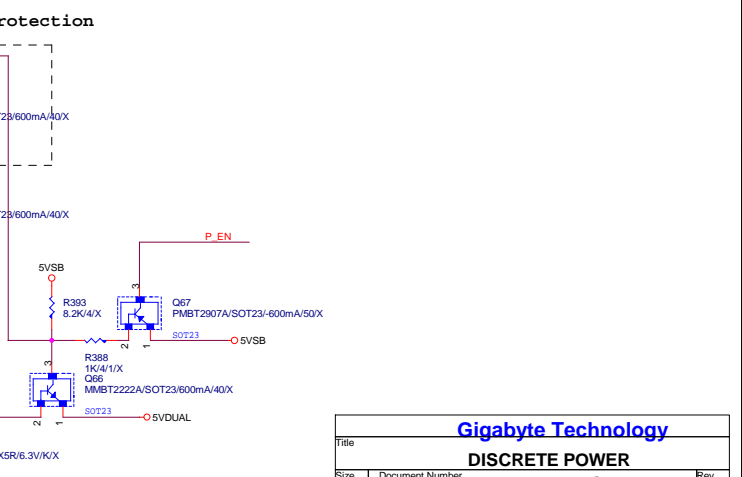
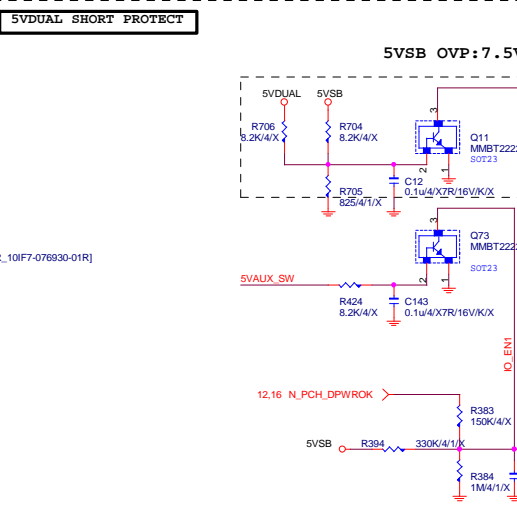
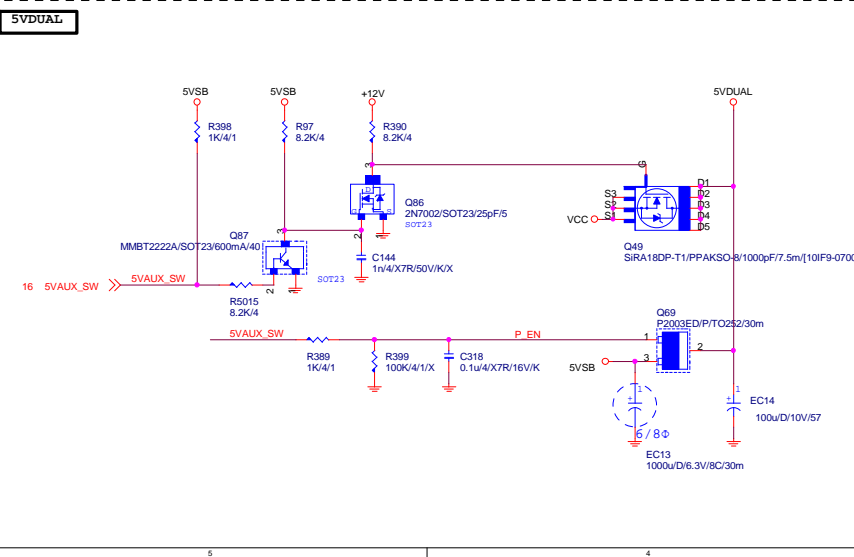
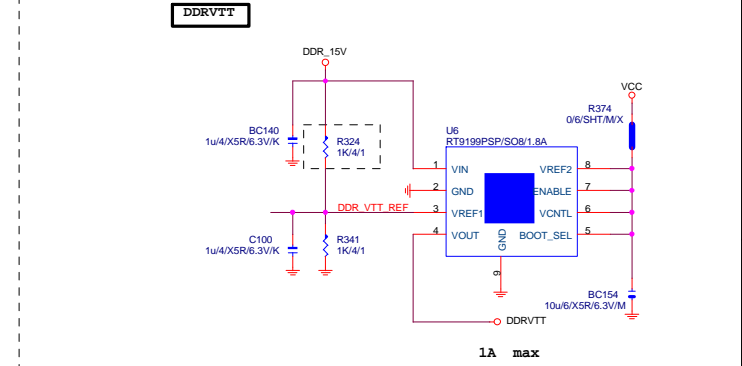
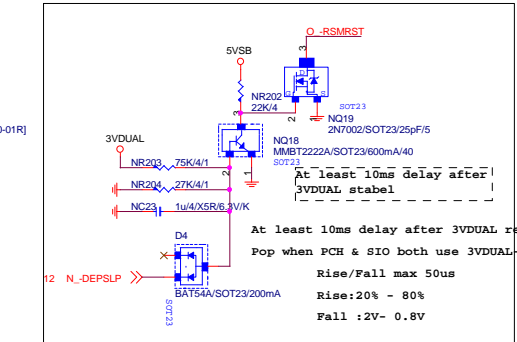
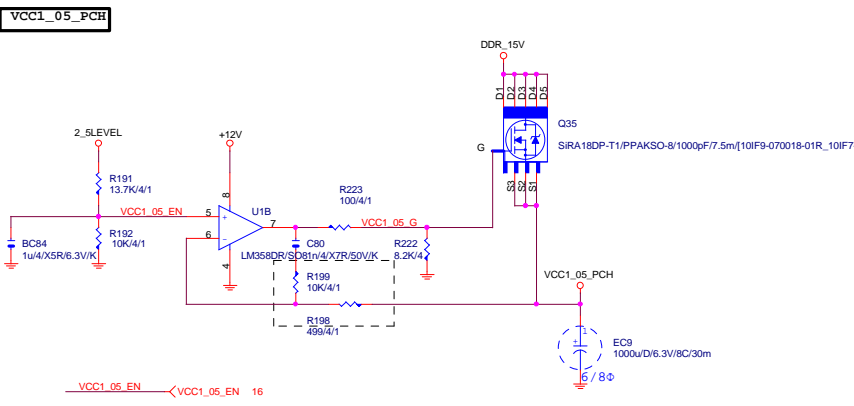
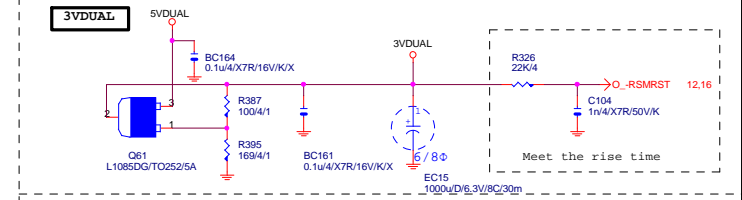
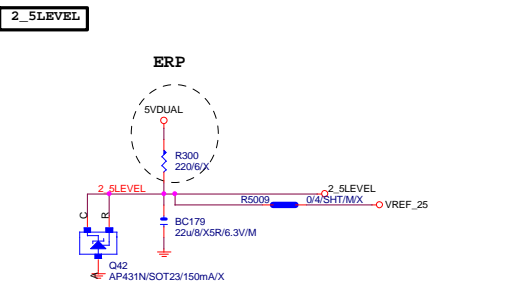
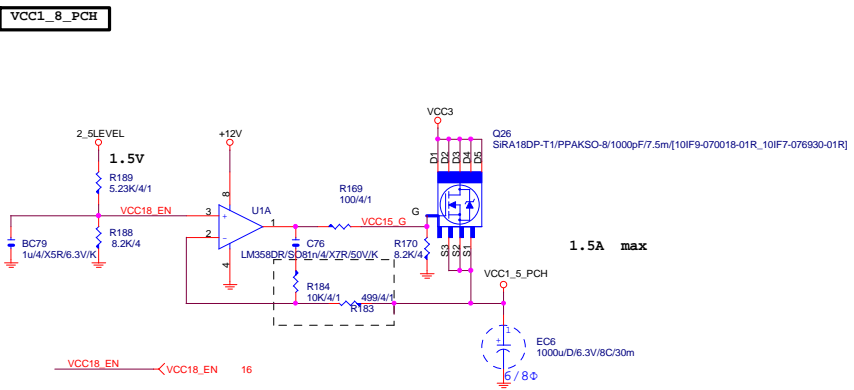
## AZALIA FRONT PANEL



Gigabyte Technology

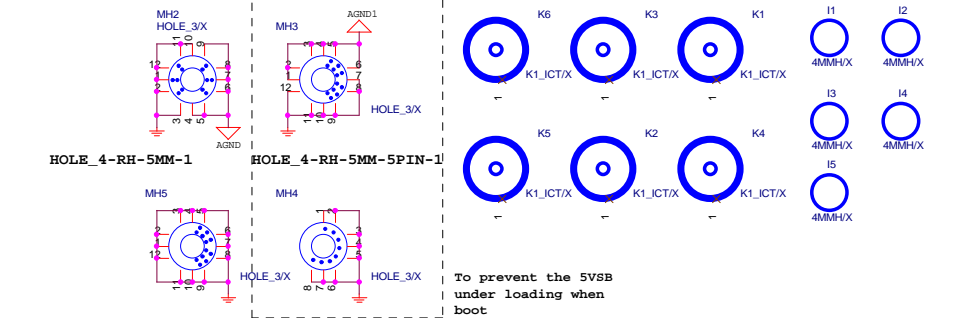
Title		
AUDIO JACK		
Size	Document Number	Rev
Custom	GA-H81M-S	1.0
Date:	Wednesday, June 04, 2014	Sheet 22 of 29







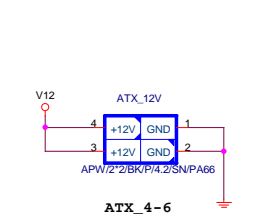
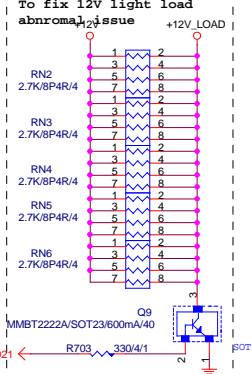
## 【技術通報R&amp;D技術通報155】



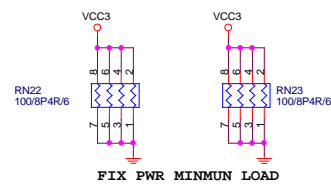
```

To fix 12V light load
abnromal issue      +12V LOAD

```

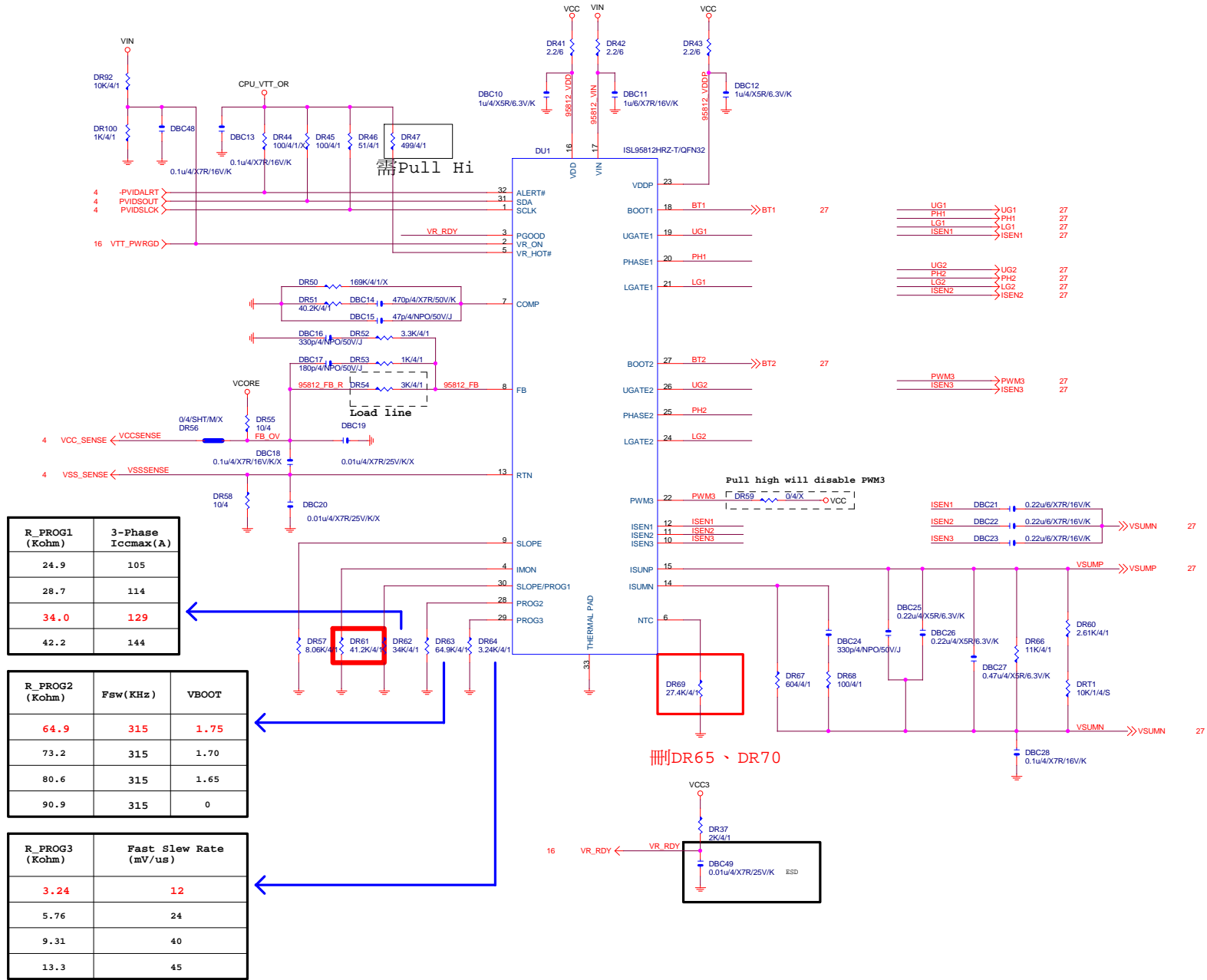


## 【技術通報R&amp;D技術通報154】

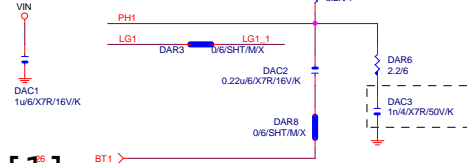
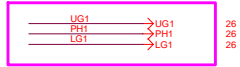


## ATX CONNECTOR

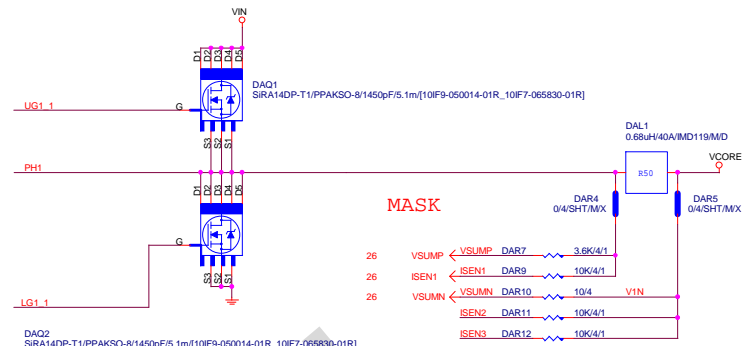
Rev	1.0
-----	-----



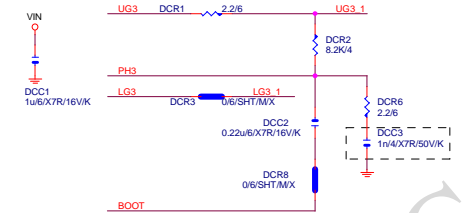
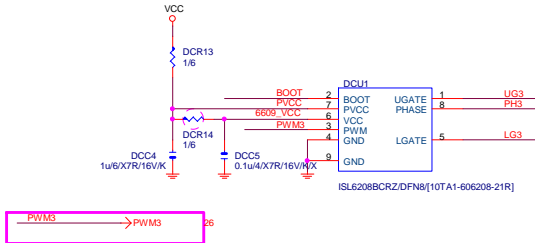
# PHASE 1




[ 1 ]



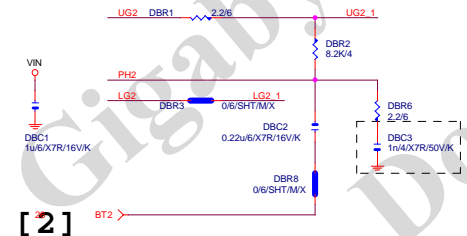
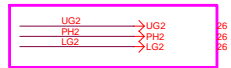
# PHASE 3



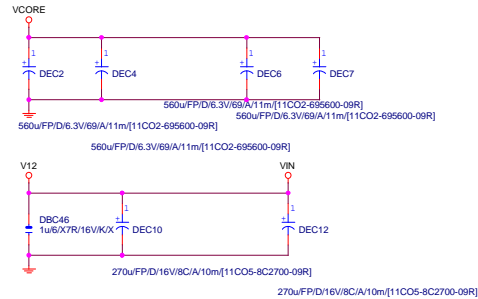
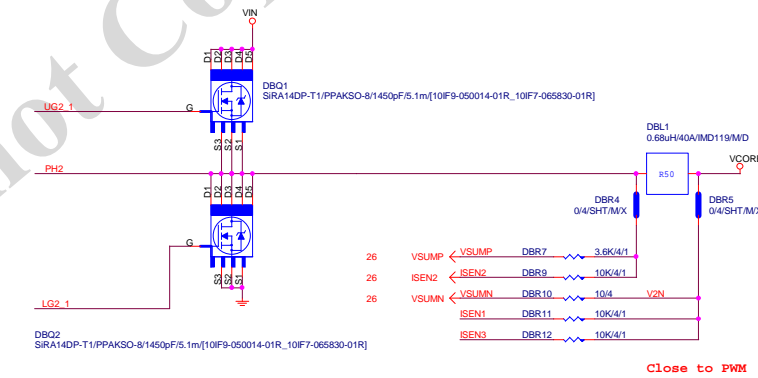
[ 3 ]



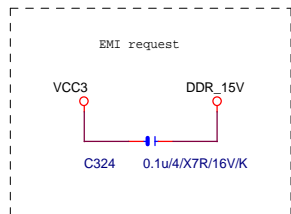
# PHASE 2



[ 2 ]



Gigabyte Technology			
Title		CPU CORE VR-2	
Size	Document Number	GA-H81M-S	
Custom			Rev 1.0
Date	Wednesday, June 04, 2014	Sheet	27 of 29



## Gigabyte Technology

## DDR POWER

Size Custom	Document Number <b>GA-H81M-S</b>	Rev <b>1.0</b>
Date:	Wednesday, June 04, 2014	Sheet 28 of 29